

NFU Mutual Retirement Benefit Scheme Annual Report for the year ended 31 December 2022

Chair's Annual Governance Statement 2022 (DCS)

The Retirement Benefit Scheme of the National Farmers Union Mutual Insurance Society Limited ("the Scheme") offers both Defined Benefit ("DB") and Defined Contribution ("DC") benefits. This assessment covers the DC section of the Scheme and the DB additional voluntary contributions ("AVCs"), as per the regulations in force.

What is this Statement for?

It's important that you can feel confident that your savings in the Scheme are being looked after and give good value.

This Statement sets out how the Trustee managed the Scheme in the last Scheme Year and what it aims to do in the coming year.

A copy of this Statement, together with other key Statements about how the Scheme is managed are posted on-line at <https://www.nfumstaffpensions.co.uk/>

What's in this Statement?

We've included information on the following areas in this Statement:

1. How we manage your Scheme – who the Trustee are and what guides our decision making;
2. Investment options – what we have done to check the performance and suitability of the Scheme's investment options, especially those used by members who don't want to make an investment choice known as the "default arrangement";
3. Investment performance – what returns the investment options have produced over the last year;
4. Costs and charges – what costs and charges you have paid in the last year and how these might impact the size of a typical member's savings in the Scheme over time;
5. Value for Members - how the quality of the Scheme's services (including the investment returns on your savings) which you pay for compared to other pension schemes;
6. Administration – how well the Scheme has been administered including how promptly and accurately key transactions (such as the investment of your contributions) have been processed;
7. Trustee knowledge – what the Trustee has done to maintain its level of knowledge and obtain the professional advice needed to look after the Scheme for you; and
8. Completed actions and our plans for the next year – what key actions the Trustee took in the last year and what it aims to do in the coming year to continue to improve the Scheme for all its members.

What were the highlights from the last 12 months?

1. How we manage your Scheme

There has been one change to the Trustee Board during the year, with the addition of Mr John Deane as a Trustee Director on 1 November 2022.

The Statement of Investment Principles (SIP), which sets out the Trustee's policies on how your contributions should be invested, was updated and signed on 20 June 2022 to reflect changes to the investment strategy (more details of which are set out in this Statement). The implementation report describing how the Trustee followed its policies set out in the SIP over the year to 31 December 2021 was published on the website.

At 31 December 2022 the DC Section of the Scheme had 6,964 members and was worth a total of approximately £252 million.

2. Investment options

Following the investment strategy reviews undertaken on 24 March 2020 and 22 September 2021, the Trustee implemented the proposed changes on 8 August 2022. The transition was carried out efficiently and in line with expectations, at a minimal cost to members. For more information about the implemented changes, please refer to section 2.

There have been no other changes to the investment options in the last Scheme Year.

NFU Mutual Retirement Benefit Scheme

Annual Report for the year ended 31 December 2022

3. Investment performance

2022 was another challenging year for investment markets mainly because of:

- The Russian invasion of Ukraine, leading to economic sanctions being imposed on Russia, which in-part has contributed to slow economic growth and energy supply issues affecting the world's leading economies;
- The cost of living crisis and high inflation creating a turbulent environment for investment markets; and
- Bond markets suffering at the end of 2022 due to the mini-Budget.

Over the year to 31 December 2022 the funds used in the Scheme's default arrangement saw investment returns vary between a decrease in value of 9.78%, or a fall of £97.80 for every £1,000 invested in the NFU Mutual Mixed Portfolio 40-85% Shares Fund to a rise in value of 1.12% or, put another way, a rise of £11.20 for every £1,000 invested in the NFU Mutual Managed Plan Deposit Fund.

The investment returns produced by the funds used by the Scheme were generally in line with the funds' objectives.

More information about investment performance can be found in section 3.

4. Costs and charges

You pay for the Scheme's investment and transaction costs while NFU Mutual pays for the Scheme's administration, communications and governance services.

We monitored the costs and charges going out of members' pension pots during the last year:

The charges in the last year for the default arrangement, the Drawdown Lifestyle Strategy, were in a range from 0.30% p.a. to 0.34% p.a. of the amount invested, or put another way, £3.00 to £3.40 for every £1,000 invested. The charges in the last year for the Drawdown Lifestyle Strategy (Pre 2022) (prior to the 8 August 2022 investment transition), were in a range from 0.30% p.a. to 0.32% p.a. of the amount invested, or put another way, £3.00 to £3.20 for every £1,000 invested. The charges for the default arrangement were well within the charge cap for auto-enrolment in our Scheme required by the Government.

We have also looked at how the costs and charges taken out of a typical member's pension pot each year (assumed to be £1,000 at the start of the retirement journey) might affect its future size when they come to retire. Over a 40-year period, the current level of costs and charges for the Scheme's default arrangement could reduce the size of a pension pot by £9,000 leaving £119,000 at age 60 (the figures are based on a set of assumptions which can be found in Appendix 3).

More information about costs and charges can be found in section 4.

5. Value for Members

Each year we look at the costs and charges you pay as well as the range and quality of the services you pay for and see how they compare with similar pension schemes.

We found that the Scheme gave Excellent value for members in the last Scheme Year. Over the next year the main ways we expect to improve value for you will be by monitoring take-up of the new investment strategy and reviewing the investment strategy in March 2023 – please see section 5 for more details.

6. Administration

We ensure that the administration of the Scheme is going smoothly at our quarterly meetings. Over the year to 31 December 2022, we found that whilst the vast majority of key transactions were processed promptly, accurately and efficiently by the Scheme Administrator, there were a small number of transactions that were not processed promptly, accurately and efficiently.

Trafalgar House's service level adherence has been lower than expected over the year, however we are closely monitoring this and acknowledge that there has been improvement since the previous year. We note that many of the administration complexities were inherited from the previous administrator.

NFU Mutual Retirement Benefit Scheme

Annual Report for the year ended 31 December 2022

There was a significant improvement in the conditional data quality scores for the DC section of the Scheme.

More details about the administration can be found in section 6.

7. Trustee knowledge

It's important that we as Trustee Directors maintain our knowledge of pension and investment matters and have access to sound professional advice.

All of the Trustee Directors attended training sessions during the year on subjects such as cyber security, Pension Dashboards and new transfer regulations. We put plans in place to check our level of knowledge and understanding by carrying out an assessment to confirm and identify any gaps in the Trustee's knowledge; this assessment was undertaken in March 2022. We will assess this on an annual basis going forward – see section 7 for more details.

Overall, the Trustee believes that it has the right skills and expertise together with access to good quality professional advice so that it can run your Scheme properly.

8. Our key actions last year and plans for the next year

During the Scheme Year the Trustee undertook the following (over and above “business as usual”):

- Improved Value for Members by:
 - Implementing the previously agreed changes to the investment strategy, with a view to improving member outcomes;
 - Sending members a survey to understand their views on investment options, retirement and responsible investment;
 - Updating the investment guide to reflect the new investment strategy;
 - Sending a communication to members regarding the cost of living crisis, together with the annual benefit statements;
 - Working with Trafalgar House to improve the DC conditional data accuracy scores; and
 - Undertaking an effectiveness review of the Trustee Board and its advisers, as well as a review of training received (via questionnaires to each individual Trustee).

In the coming year (which will be covered by the next Chair's Statement), the Trustee intends to carry out the following:

- Continue to monitor the performance of the funds underlying the default arrangement as well as the other self-select funds;
- Continue to monitor take-up of the new investment options;
- Review the investment strategy in March 2023;
- Monitor the performance of Trafalgar House against their SLAs over 2023;
- Continue to work with Trafalgar House on the data cleansing project; and
- Prepare for compliance against the General Code of Practice which is expected to come into force in 2023.

The Trustee is satisfied that it has obtained full information on charges and transaction costs which it is able to report on. There was no missing information for this reporting period.

The rest of this Statement goes into more detail - please read on if you want to find out more about how we have managed your Scheme in the last Scheme Year (to 31 December 2022). We hope this Statement is of help to you planning for your future.

NFU Mutual Retirement Benefit Scheme

Annual Report for the year ended 31 December 2022

If you have any questions, you should contact Trafalgar House at nfumutual@thpa.co.uk or write to NFU Mutual Retirement Benefit Scheme, Trafalgar House, PO Box 119, Blyth, NE24 9EN or the Pensions Team at NFU Mutual at RBS@nfumutual.co.uk or write to NFU Mutual Retirement Benefit Scheme, Group Legal, Tiddington Road, Stratford upon Avon, Warwickshire, CV37 7BJ.

Introduction

Governance requirements apply to defined contribution (“DC”) pension arrangements like the Scheme, to help members achieve a good outcome from their pension savings. The Trustee is required to produce a yearly statement describing how these governance requirements have been met.

This Statement covers the period from 1 January 2022 to 31 December 2022 (“the Scheme Year”).

For the record

This Annual Statement regarding governance has been prepared in accordance with:

Regulation 23 of the Occupational Pension Schemes (Scheme Administration) Regulations 1996 (SI 1996/1715) as amended by subsequent Regulations

Brian Duffin

Date: 16 June 2023

Signed by Brian Duffin OBE FFA, the Chair of the Trustee of the Retirement Benefit Scheme of the National Farmers Union Mutual Insurance Society Limited.

If you wish to obtain a signed copy, please contact the Pensions Team at NFU Mutual at RBS@nfumutual.co.uk.

NFU Mutual Retirement Benefit Scheme

Annual Report for the year ended 31 December 2022

1. How we manage your Scheme

At 31 December 2022, the Trustee Directors of the Scheme were:

- Mr Brian Duffin (Chairman)
- Mr Kenneth Graves
- Mr Jonathan Priestley
- Mr Andrew Spriggs
- Mr Kevin Davies
- Mr John Deane

There was one change to the Trustee Directorship with the addition of Mr John Deane starting from 1 November 2022. There were no changes to the Trust Deed and Rules (which govern the Scheme) over the Scheme Year. You can request a copy of the Trust Deed and Rules from the Pensions Team at NFU Mutual at RBS@nfumutual.co.uk.

The SIP sets out the Trustee's investment policies which the Trustee, with the help of its advisers, reviews at least every three years. The SIP for the investment strategy in place as at 31 December 2022 was last reviewed in 2022 and the Statement was changed on 20 June 2022 to reflect the changes to the investment strategy.

An implementation statement setting out how the Trustee complied with the Statement of Investment Principles during the Scheme Year to 31 December 2022 will be published by October 2023 alongside this statement and will be published on-line at <https://www.nfumstaffpensions.co.uk/>

Over the year to 31 December 2022, the number of members grew from 6,773 to 6,964, while the total value of members' pension pots fell from approximately £258 million to approximately £252 million. This was largely due to turbulent investment markets over 2022 which caused a reduction in value in funds across most investment markets.

2. Investment options

Default arrangements

The Scheme's default arrangement is designed for members who join the Scheme and do not choose an investment option. The Trustee is responsible for the governance of the default arrangement which includes setting and monitoring its investment strategy.

The Trustee decided that the default arrangement should be a lifestyle strategy, which means that members' contributions are automatically moved between different funds as they approach their selected retirement date to manage risk.

The main investment objectives for the default arrangement are:

- To manage the principal investment risks faced by an average member during their membership of the DC Section of the Scheme;
- To target the majority of members who are expected to use Flexible Access Income Drawdown ("FAD") during their retirement and take advantage of their tax-free cash allowance; and
- To invest in funds which are expected over the long-term to deliver strong returns relative to inflation.

The expected level of investment returns and risks for the funds used are consistent with the Trustee's objectives for the default arrangement.

The Statement of Investment Principles ("SIP") covering the default arrangement in place as at 31 December 2022 is appended to this Statement, in Appendix 1. Please note that the SIP covers all of the Scheme's investments – the principles guiding the design of the default arrangement are set out on pages 3 to 4.

In choosing what is felt to be an appropriate default arrangement, the Trustee has considered a number of factors including: members' projected pot sizes at retirement, contribution levels, and the likely return on investment after the deduction of charges payable on the funds used by the default arrangement. The Trustee recognises that members may have also built-up retirement benefits elsewhere.

NFU Mutual Retirement Benefit Scheme

Annual Report for the year ended 31 December 2022

Based on this analysis, the Trustee believes most members will want to take their retirement benefits flexibly (e.g. through income drawdown) during retirement. Therefore, the Drawdown Lifestyle Strategy has been set as the Scheme's default arrangement and this remains consistent with the aims and objectives of the default arrangement as described in the SIP.

The Trustee regularly monitors the investment performance of the default arrangement and formally reviews both the investment performance against the default arrangement's objectives and the suitability of the investment strategy at least every three years. The investment performance of these funds during the last year is shown in section 3 below and Appendix 4.

The Trustee had undertaken an initial strategic review on 24 March 2020 focusing on areas which could improve outcomes for members, with changes agreed in principle by the Trustee. A further review of the performance and suitability of the default arrangement was completed on 22 September 2021. The Trustee finalised and agreed these changes at the Trustee meeting on 22 September 2021 following the completion of a change in Scheme administrator.

The Trustee also carried out an annual high-level review of the performance and suitability of the default arrangement on 26 January 2022. This review considered the merits of implementing the previously proposed investment changes.

The Trustee made the following changes to the default arrangement on 8 August 2022 as a result of these reviews:

- The allocation to equity markets within the earlier stages of the default arrangement was increased from c.80% to up to 100%. This was achieved by replacing the NFU Mutual Mixed Portfolio 40-85% Shares Fund with the NFU Mutual Mixed Portfolio Max 100% Shares Fund.
- Exposure to equity markets was reduced from up to 100% to around 60% at retirement for members approaching retirement. This was achieved by gradually moving members' assets from the NFU Mutual Mixed Portfolio Max 100% Shares Fund to the NFU Mutual Mixed Portfolio 40-85% Shares Fund from 7 years before retirement. A 25% allocation to the NFU Mutual Deposit Fund at retirement was introduced in the final 3 years in line with the current approach.

These changes were made because:

- A higher allocation to equity markets within the growth phase is expected to improve member outcomes for those members who are far away from retirement;
- The lower exposure to equity markets for members closer to retirement should help to preserve the value of savings built up by members over their lifetime by protecting against material losses due to adverse market movements in equities;
- A 7-year phasing period would help preserve the value of savings even further, by protecting against extreme market movements earlier in a member's journey to retirement; and
- The revised default arrangement is expected to lead to improve retirement outcomes for most members.

Having reviewed the default arrangement on 24 March 2020 and 22 September 2021 as detailed above, and making changes which were implemented on 8 August 2022, the Trustee is satisfied that the default arrangement is appropriate for the majority of the Scheme's members because:

- It is believed that a proportion of the membership are either unengaged in or unable to decide where their DC pot should be invested;
- The Scheme is a qualifying scheme for auto-enrolment purposes and is required by regulations to have a default arrangement;
- The Trustee reviews the investment strategy periodically and will make changes if these are expected to improve outcomes for most members;
- Performance from the default arrangement has been consistent with its investment objectives;
- The demographic profile of the membership has not changed materially; and
- Members' needs and likely benefit choices at retirement have not changed materially.

In addition to the strategy review the Trustee also reviews the performance of the default arrangement against its aims, objectives and policies on a regular basis. This review includes an analysis of fund performance and member activity to check that the risk and return levels meet expectations. The Trustee's reviews that took place during the Scheme year concluded that the default arrangement was

NFU Mutual Retirement Benefit Scheme

Annual Report for the year ended 31 December 2022

performing broadly as expected and is consistent with the aims and objectives of the default as stated in the SIP.

It is intended that the next full review will take place by no later than March 2023 or immediately following any significant change in investment policy or the Scheme's member profile.

Other investment options

The Trustee recognises that the default arrangement will not be suitable for the needs of every member and so the Scheme also offers members a choice of other investment options including two alternative lifestyle strategies and a number of self-select funds.

- The alternative lifestyle strategies are the Annuity Lifestyle Strategy which targets buying an annuity at retirement, and the Cash Lifestyle Strategy which targets cash at retirement. The main objectives of the lifestyle strategies are:
 - To give good member outcomes;
 - To manage the principal investment risks that members face during their membership of the Scheme;
 - To maximise investment returns relative to inflation while taking an appropriate level of risk during membership of the Scheme for members who do not otherwise make investment choices; and
 - To give further choice for members who feel that the default arrangement is not appropriate to their needs, but do not otherwise want to be involved in deciding where their contributions are invested.

In a consistent fashion, the following changes were made to the other investment options offered by the Scheme on 8 August 2022:

- The NFU Mutual Mixed Portfolio 40-85% Shares Fund was replaced with the NFU Mutual Mixed Portfolio Max 100% Shares Fund within the growth phases of the Annuity Lifestyle Strategy and the Cash Lifestyle Strategy.
- From 7 years before retirement, the Annuity Lifestyle Strategy gradually moves from the NFU Mutual Mixed Portfolio Max 100% Shares Fund to the Legal & General (L&G) Over 15 Year Gilt Index Fund and the NFU Mutual Deposit Fund.
- Within the transition phase of the Cash Lifestyle Strategy, members' savings gradually move into the NFU Mutual Mixed Portfolio 40-85% Shares Fund so that three years before retirement members' accounts are fully invested in the NFU Mutual Mixed Portfolio 40-85% Shares Fund. From this point, the Cash Lifestyle Strategy gradually moves into the NFU Mutual Deposit Fund so that at the point of retirement members' savings are fully invested in the NFU Mutual Deposit Fund.
- The NFU Mutual Mixed Portfolio Max 100% Shares Fund is now offered as a self-select fund option for members who wish to create their own investment strategy.

The Trustee currently offers members a choice of 12 self-select funds (including the newly added NFU Mutual Mixed Portfolio Max 100% Shares Fund). The main objectives of the self-select funds are to:

- Provide a choice of individual funds for members who want to be more closely involved in choosing where their pension funds are invested;
- Complement the objectives of the default arrangement and alternative lifestyle strategies;
- Provide a broader choice of levels of investment risk and return and investment approaches; and
- Help members more closely tailor how their pension funds are invested to their personal needs, attitude to risk and to reflect the benefits they intend to take at retirement.

The Trustee carries out an in-depth review of the performance and suitability of these other investment options at least every 3 years. The last full review was undertaken on 22 September 2021.

In keeping with the Pensions Regulator's guidance, the Trustee also carried out an annual high-level review of the performance and suitability of these other investment options on 26 January 2022. This review considered the merits of implementing the previously proposed investment changes. There were no issues with these investment options last year.

NFU Mutual Retirement Benefit Scheme

Annual Report for the year ended 31 December 2022

Bulk transfer of assets

The Trustee reviewed the way in which the investment transition on 8 August 2022 was to be conducted.

The transition costs and risks were mitigated by:

- Setting up a group made up of representatives of the Pensions Team, the NFU Mutual Investments Team, the Scheme administrator and the investment advisers to carry out the transition;
- Setting up regular group calls to monitor the transition;
- Putting in place a project plan with clear timescales and responsibilities;
- Reassigning the majority of underlying assets (c.90%) rather than physically trading on investment markets to minimise costs; and
- Using incoming contributions to support the rebalancing of the new investment strategy.

The NFU Mutual Investments Team confirmed that the costs were negligible; after reviewing the asset reconciliation, the value of members' investments was not impacted on the date the transition was carried out.

The Trustee is satisfied that this bulk transfer was conducted efficiently to mitigate the costs and risks for members as far as practicable.

3. Investment performance

Full details on the investment performance of all funds can be found in Appendix 4.

Investment conditions

When looking at the following figures it should be borne in mind that global stock markets, as measured by the FTSE All World Total Return Index fell by c.20% over the same period. This was due to market turbulence over the reporting year.

Default arrangement

Over the year to 31 December 2022 the funds used in the Scheme's default arrangement saw investment returns vary between a decrease in value of 9.78%, or a fall of £97.80 for every £1,000 invested in the NFU Mutual Mixed Portfolio 40-85% Shares Fund to a rise in value of 1.12% or, put another way, a rise of £11.20 for every £1,000 invested in the NFU Mutual Managed Plan Deposit Fund.

The investment performance of the funds used in the default arrangement during the year to 31 December 2022 net of costs and charges, as well as transaction costs, expressed as a percentage were:

Drawdown Lifestyle Strategy – default arrangement post the 8 August 2022 transition

Fund	1 year
NFU Mutual Managed Plan Mixed Max 100% Shares Fund	(9.33%)
NFU Mutual Mixed Portfolio 40-85% Shares Fund	(9.78%)
NFU Mutual Managed Plan Deposit Pn Fund	1.12%

Source: NFU Mutual Investments Team.

Drawdown Lifestyle Strategy (Pre 2022) – default arrangement prior to the 8 August 2022 transition

Fund	1 year
NFU Mutual Mixed Portfolio 40-85% Shares Fund	(9.78%)
NFU Mutual Managed Plan Deposit Pn Fund	1.12%

Source: NFU Mutual Investments Team.

Despite the falls in value across the majority of funds, the Trustee notes the returns were in line with how most investment markets fared over 2022. The Trustee is satisfied that all funds used by the default arrangement have performed in line with their objectives. The funds' objectives / benchmarks are shown in Appendix 4.

NFU Mutual Retirement Benefit Scheme

Annual Report for the year ended 31 December 2022

Other investment options

Over the year to 31 December 2022 the funds used in the Scheme's other investment options saw investment returns vary between a fall in value of -40.12%, or a fall of £401.20 for every £1,000 invested in the L&G Over 15 Year Gilt Index Fund to a rise in value of 1.12% or, put another way, a rise of £11.20 for every £1,000 invested in the NFU Mutual Managed Plan Deposit Pn Fund.

The investment performance of the funds used in the other investment options during the year to 31 December 2022 net of costs and charges, as well as transaction costs, expressed as a percentage were:

Fund	1 year
NFU Mutual Managed Plan Deposit Fund	1.12%
NFU Mutual Managed Plan Fixed Interest Fund	(20.81%)
NFU Mutual Managed Plan Index Linked Fund	(29.55%)
NFU Mutual Managed Plan International Fund	(7.13%)
NFU Mutual Managed Plan Mixed Portfolio 20-60% Shares Fund	(9.20%)
NFU Mutual Managed Plan Mixed Portfolio 40-85% Shares Fund	(9.78%)
NFU Mutual Managed Plan Mixed Max 100% Shares Fund	(9.33%)
NFU Mutual Managed Plan Property Fund	(27.64%)
NFU Mutual Managed Plan UK Equity Fund	(10.06%)
L&G UK Equity Index Fund	0.35%
L&G Global Equity 50:50 Index Fund	(3.47%)
L&G Over 15 Year Gilt Index Fund	(40.12%)

Source: NFU Mutual Investments Team and LGIM.

Despite the falls in value across the majority of funds, the Trustee notes the returns were in line with how most investment markets fared over 2022. The Trustee is satisfied that all funds used by the other investment options (including the self-select fund range) have performed in line with their objectives except for the NFU Mutual Managed Plan Property Fund and the NFU Mutual Managed Plan UK Equity Fund, both of which underperformed the benchmark by over 2% over the year. All funds' objectives / benchmarks are shown in Appendix 4. The Trustee will continue to monitor investment returns for the next reporting period.

More information

Investment returns for all funds over several periods of time to 31 December 2022 are shown in Appendix 4.

Further information on the funds, how they are invested and their investment performance during the year, can be found on the Scheme's website at <https://www.nfumstaffpensions.co.uk/>

When preparing this section, the Trustee has taken account of the statutory guidance in place at the time of writing.

NFU Mutual Retirement Benefit Scheme

Annual Report for the year ended 31 December 2022

4. Costs and charges

The charges and costs borne by members and / or NFU Mutual for the Scheme's services are:

Service	By members	Shared	By NFU Mutual
Investment management	Yes		
Investment transactions	Yes		
Administration			Yes
Governance			Yes
Communications			Yes

The presentation of the charges and costs, together with the projections of the impact of charges and costs, takes into account the statutory guidance issued by the Department for Work and Pensions.

The Trustee has followed the statutory guidance in all areas.

Charges

The charges quoted in this Statement are the funds' Total Expense Ratios ("TERs"). The TER consists of a fund's Annual Management Charge ("AMC") and Operating Costs and Expenses ("OCE"). OCEs include, for example, the fund's custodian costs, but exclude transaction costs. While the AMC is usually fixed, the OCE, and hence the TER, can vary slightly from day to day.

Transaction costs

The funds' transaction costs are in addition to the funds' TERs and can arise when:

- The fund manager buys or sells part of a fund's portfolio of assets; or
- The platform provider or fund manager buys or sells units in an underlying fund.

Transaction costs vary from day to day depending on where each fund is invested and stock market conditions at the time. Transaction costs can include: custodian fees on trades, stockbroker commissions and stamp duty (or other withholding taxes).

Transaction costs are deducted before the funds' unit prices are calculated. This means that transaction costs are not readily visible, but these costs will be reflected in a fund's investment performance.

The Financial Conduct Authority ("FCA") requires fund managers and providers to calculate transaction costs using the "slippage method", which compares the value of assets immediately before and after a transaction has taken place. This can give rise to negative transaction costs where favourable stock market movements during a transaction offset the rest of the trading costs (such as stockbroker commission).

Member-borne charges and transaction costs

The charges and transaction costs have been supplied by the Scheme's investment managers for all funds.

Default arrangements

The default arrangement is a "lifestyle strategy" which invests contributions in funds according to how far each member is from retirement. The default arrangement has been set up as a "lifestyle strategy", which means that members' assets are automatically moved between different funds as they approach their target retirement date. This means that the level of charges and transaction costs borne by members can vary from year to year depending on how close members are to their selected retirement age and in which fund they are invested at that time.

In this section we refer to the Drawdown Lifestyle Strategy (Pre 2022), Annuity Purchase Lifestyle Strategy (Pre 2022) and Cash Lifestyle Strategy (Pre 2022) as the lifestyle strategies available prior to the investment transition on 8 August 2022. We refer to the Drawdown Lifestyle Strategy, Annuity Purchase Lifestyle Strategy and Cash Lifestyle Strategy as the lifestyle strategies available following the investment transition.

NFU Mutual Retirement Benefit Scheme

Annual Report for the year ended 31 December 2022

Default arrangement charges and transaction costs

Drawdown Lifestyle Strategy



During the period covered by this Statement, the member-borne charges for the default arrangement, the Drawdown Lifestyle Strategy, were in a range from 0.30% to 0.34% p.a. of the amount invested or, put another way, in a range from £3.00 to £3.40 per £1,000 invested.

The transaction costs borne by members in the default arrangement, the Drawdown Lifestyle Strategy, during the year were in a range from 0.03% to 0.04% of the amount invested or, put another way, in a range from £0.30 to £0.40 per £1,000 invested.

For the period covered by this Statement, the annualised charges and transaction costs are:

Period to selected retirement date	Charge		Transaction costs	
	% p.a.	£ per £1,000	% p.a.	£ per £1,000
7 years or greater	0.34%	£3.40	0.04%	£0.40
6 years	0.34%	£3.40	0.04%	£0.40
5 years	0.33%	£3.30	0.04%	£0.40
4 years	0.33%	£3.30	0.04%	£0.40
3 years	0.33%	£3.30	0.04%	£0.40
2 years	0.32%	£3.20	0.04%	£0.40
1 year	0.31%	£3.10	0.03%	£0.30
At retirement	0.30%	£3.00	0.03%	£0.30

Source: NFU Mutual Investments Team.

The average charge over a 40-year period for the default arrangement, the Drawdown Lifestyle Strategy, was 0.34% p.a..

The table in Appendix 2a gives the charges and transaction costs for each fund used by the default arrangement.

The Scheme is a qualifying scheme for auto-enrolment purposes and the member borne charges for the default arrangement complied with the charge cap during the Scheme Year covered by this Statement.

NFU Mutual Retirement Benefit Scheme

Annual Report for the year ended 31 December 2022

Drawdown Lifestyle Strategy (Pre 2022)



During the period covered by this Statement, the member-borne charges for the default arrangement, the Old Drawdown Lifestyle Strategy, were in a range from 0.30% to 0.32% p.a. of the amount invested or, put another way, in a range from £3.00 to £3.20 per £1,000 invested.

The transaction costs borne by members in the default arrangement, the Old Drawdown Lifestyle Strategy, during the year were in a range from 0.03% to 0.04% of the amount invested or, put another way, in a range from £0.30 to £0.40 per £1,000 invested.

For the period covered by this Statement, the annualised charges and transaction costs were:

Period to selected retirement date	Charge		Transaction costs	
	% p.a.	£ per £1,000	% p.a.	£ per £1,000
3 years or greater	0.32%	£3.20	0.04%	£0.40
2 years	0.31%	£3.10	0.04%	£0.40
1 year	0.31%	£3.10	0.03%	£0.30
At retirement	0.30%	£3.00	0.03%	£0.30

Source: NFU Mutual Investments Team.

The average charge over a 40-year period for the default arrangement, the Drawdown Lifestyle Strategy, was 0.32% p.a.

The table in Appendix 2a gives the charges and transaction costs for each fund used by the default arrangement.

The Scheme is a qualifying scheme for auto-enrolment purposes and the member borne charges for the default arrangement complied with the charge cap during the Scheme Year covered by this Statement.

Charges and transaction costs for the investment options outside the default arrangement

In addition to the default lifestyle, members also have the option to invest in other lifestyles and self-select funds.

Lifestyle options

The lifestyle options outside the default arrangement also invest contributions in different funds according to how far each member is from retirement. The charges borne by each member can also vary from one year to the next.

NFU Mutual Retirement Benefit Scheme

Annual Report for the year ended 31 December 2022

Annuity Purchase Lifestyle Strategy



During the period covered by this Statement, the member-borne charges for the Annuity Purchase Lifestyle Strategy were in a range from 0.14% to 0.34% p.a. of the amount invested or, put another way, in a range from £1.40 to £3.40 per £1,000 invested.

The transaction costs borne by members in the Annuity Purchase Lifestyle Strategy during the year were in a range from 0.04% to 0.14% of the amount invested or, put another way, in a range from £0.40 to £1.40 per £1,000 invested.

The annual charges for the Annuity Purchase Lifestyle Strategy during the period covered by this Statement were:

Period to selected retirement date	Charge		Transaction costs	
	% p.a.	£ per £1,000	% p.a.	£ per £1,000
7 years or greater	0.34%	£3.40	0.04%	£0.40
6 years	0.31%	£3.10	0.06%	£0.60
5 years	0.27%	£2.70	0.08%	£0.80
4 years	0.24%	£2.40	0.11%	£1.10
3 years	0.21%	£2.10	0.13%	£1.30
2 years	0.19%	£1.90	0.13%	£1.30
1 year	0.16%	£1.60	0.14%	£1.40
At retirement	0.14%	£1.40	0.14%	£1.40

Source: NFU Mutual Investments Team & LGIM.

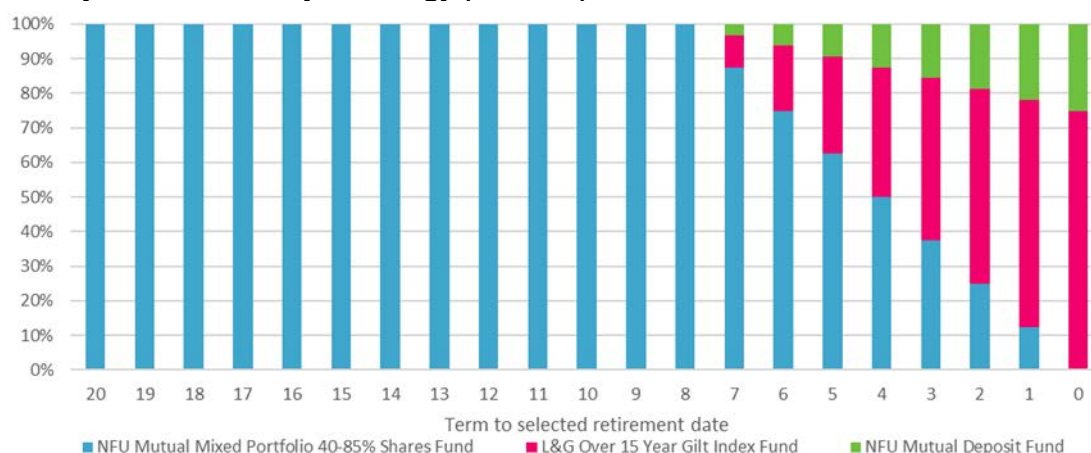
The average charge over a 40-year period for the Annuity Lifestyle Strategy was 0.32% p.a.

The table in Appendix 2b gives the charges and transaction costs for each fund used by the Annuity Lifestyle Strategy.

NFU Mutual Retirement Benefit Scheme

Annual Report for the year ended 31 December 2022

Annuity Purchase Lifestyle Strategy (Pre 2022)



During the period covered by this Statement, the member-borne charges for the Annuity Purchase Lifestyle Strategy (Pre 2022) were in a range from 0.14% to 0.32% p.a. of the amount invested or, put another way, in a range from £1.40 to £3.20 per £1,000 invested.

The transaction costs borne by members in the Annuity Purchase Lifestyle Strategy (Pre 2022) during the year were in a range from 0.04% to 0.14% p.a. of the amount invested or, put another way, in a range from £0.40 to £1.40 per £1,000 invested.

The annual charges for the Annuity Purchase Lifestyle Strategy (Pre 2022) during the period covered by this Statement were:

Period to selected retirement date	Charge		Transaction costs	
	% p.a.	£ per £1,000	% p.a.	£ per £1,000
8 years or greater	0.32%	£3.20	0.04%	£0.40
7 years	0.30%	£3.00	0.05%	£0.50
6 years	0.28%	£2.80	0.07%	£0.70
5 years	0.25%	£2.50	0.08%	£0.80
4 years	0.23%	£2.30	0.09%	£0.90
3 years	0.21%	£2.10	0.10%	£1.00
2 years	0.19%	£1.90	0.12%	£1.20
1 year	0.17%	£1.70	0.13%	£1.30
At retirement	0.14%	£1.40	0.14%	£1.40

Source: NFU Mutual Investments Team & LGIM.

The average charge over a 40-year period for the Annuity Lifestyle Strategy (Pre 2022) was 0.30 p.a.

The table in Appendix 2b gives the charges and transaction costs for each fund used by the Annuity Lifestyle Strategy (Pre 2022).

NFU Mutual Retirement Benefit Scheme

Annual Report for the year ended 31 December 2022

Cash Lifestyle Strategy



During the year covered by this Statement the member-borne charges for the Cash Lifestyle Strategy were in a range from 0.25% to 0.34% p.a. of the amount invested or, put another way, in a range from £2.50 to £3.40 per £1,000 invested.

The transaction costs borne by members in the Cash Lifestyle Strategy during the year were in a range from 0% to 0.04% of the amount invested or, put another way, in a range from £0 to £0.40 per £1,000 invested.

The annual charges for the Cash Lifestyle Strategy during the period covered by this Statement were:

Period to selected retirement date	Charge		Transaction costs	
	% p.a.	£ per £1,000	% p.a.	£ per £1,000
7 years or greater	0.34%	£3.40	0.04%	£0.40
6 years	0.34%	£3.40	0.04%	£0.40
5 years	0.33%	£3.30	0.04%	£0.40
4 years	0.33%	£3.30	0.04%	£0.40
3 years	0.32%	£3.20	0.04%	£0.40
2 years	0.30%	£3.00	0.03%	£0.30
1 year	0.27%	£2.70	0.01%	£0.10
At retirement	0.25%	£2.50	0.00%	£0.00

Source: NFU Mutual Investments Team

The average charge over a 40-year period for the Cash Lifestyle Strategy was 0.33% p.a.

The table in Appendix 2b gives the charges and transaction costs for each fund used by the Cash Lifestyle Strategy.

NFU Mutual Retirement Benefit Scheme

Annual Report for the year ended 31 December 2022

Cash Lifestyle Strategy (Pre 2022)



During the year covered by this Statement the member-borne charges for the Cash Lifestyle Strategy (Pre 2022) were in a range from 0.25% to 0.32% p.a. of the amount invested or, put another way, in a range from £2.50 to £3.20 per £1,000 invested.

The transaction costs borne by members in the Cash Lifestyle Strategy (Pre 2022) during the year were in a range from 0% to 0.04% of the amount invested or, put another way, in a range from £0 to £0.40 per £1,000 invested.

The annual charges for the Cash Lifestyle Strategy (Pre 2022) during the period covered by this Statement were:

Period to selected retirement date	Charge		Transaction costs	
	% p.a.	£ per £1,000	% p.a.	£ per £1,000
3 years or greater	0.32%	£3.20	0.04%	£0.40
2 years	0.30%	£3.00	0.03%	£0.30
1 year	0.27%	£2.70	0.01%	£0.10
At retirement	0.25%	£2.50	0.00%	£0.00

Source: NFU Mutual Investments Team

The average charge over a 40-year period for the Cash Lifestyle Strategy was 0.32% p.a.

The table in Appendix 2b gives the charges and transaction costs for each fund used by the Cash Lifestyle Strategy.

Self-select funds

During the year the charges for the self-select funds were in a range from 0.11% p.a. to 0.42% p.a. of the amount invested or, put another way, in a range from £1.10 to £4.20 per £1,000 invested.

The transaction costs borne by members in the self-select funds during the Scheme Year were in a range from 0.00% p.a. to 0.19% p.a. of the amount invested or, put another way, in a range from £0.00 to £1.90 per £1,000 invested.

The table in Appendix 2c gives the charges and transaction costs for each self-select fund, including those used in the default arrangement, over the period covered by this Statement.

NFU Mutual Retirement Benefit Scheme

Annual Report for the year ended 31 December 2022

Additional Voluntary Contributions (“AVCs”)

There are 3 AVC Sections within the Scheme:

- **DB Group AVC:** Members of the DB section who invest their AVCs in the funds available within the Group AVC policy. Members also had the option of investing in the With Profits Fund. This section stopped accepting contributions when the DB section closed on 31 December 2016.
- **DB Deposit AVC:** Members of the DB section who invest in a cash fund that provides interest in line with the Bank of England rates. This section stopped accepting contributions when the DB section closed on 31 December 2016.
- **DB DC AVC:** Members of the DB Scheme that elected to pay contributions to the DC Section of the Scheme, which stopped accepting contributions when the DB section closed on 31 December 2016. This includes members who have transferred in their AVCs from another scheme.

The Scheme offered members in the DB section a choice of the DB DC AVC which includes 12 self-select funds and 3 lifestyle strategies, the DB Deposit AVC and the DB Group AVC where members can choose from 7 self-select funds as well as a With Profits Fund.

Charges for Unit-Linked AVCs

During the year the charges for the unit-linked AVC funds available within the DC section were in a range from 0.11% p.a. to 0.42% p.a. of the amount invested or, put another way, in a range from £1.10 to £4.20 per £1,000 invested.

The transaction costs borne by members in the unit-linked AVC funds available within the DC section during the Scheme Year were in a range from 0.00% p.a. to 0.19% p.a. of the amount invested or, put another way, in a range from £0.00 to £1.90 per £1,000 invested.

There are no charges or transaction costs for the DB Deposit AVC, which invests members' contributions in the Trustee bank account.

The charges on the AVC funds differ depending on whether they are AVCs for the DC Section of the Scheme or for the DB Group AVC Section of the Scheme. During the Scheme Year the charges for the DB Group AVC Section were in a range from 0.38% to 0.80% p.a. of the amount invested, or put another way, £3.80 to £8.00 per £1,000 invested. The transaction costs borne by members in the DB Group AVC Section during the Scheme Year were in a range of 0.00% to 0.07% or, put another way, in a range of £0.00 to £0.70 per £1,000 invested.

The table in Appendix 2c gives the charges for the AVCs within the DC Section of the Scheme, whereas Appendix 2d gives the charges for the DB Group AVC Section of the Scheme.

AVCs invested in With Profits

Some members' AVCs are invested in the NFUM With Profits Series 2 Personal Pension Fund.

During the year the charges for the With Profits Fund were 0.83% p.a. of the amount invested or, put another way, £8.30 per £1,000 invested. The transaction costs borne by members in With Profits during the year were 0.01% p.a. of the amount invested or, put another way, £0.10 per £1,000 invested.

The NFU Mutual With Profits Series 2 Fund was reviewed on 22 September 2021, as part of the wider investment strategy review. As value for members cannot be assessed as easily as unit-linked funds, the review considered the Fund's financial strength, its investment strategy as well as bonuses and governance with respect to other comparable providers. The assessment concluded that the With Profits Fund gives fair value for members. The Fund will be considered as part of the investment suitability review in March 2023.

Impact of costs and charges - illustration of charges and transaction costs

The Trustee has asked NFU Mutual and Hymans Robertson (the Trustee's DC adviser) to illustrate the impact over time of the costs and charges borne by members.

Over a period of time, the charges and transaction costs that are taken out of a member's pension savings can reduce the amount available to the member at retirement. These illustrations show

NFU Mutual Retirement Benefit Scheme

Annual Report for the year ended 31 December 2022

projected fund values in today's money before and after costs and charges for 2 typical members at stages from joining the Scheme at age 20 up to retirement.

The tables in Appendix 3 to this Statement show these figures for the default arrangement (the Drawdown Lifestyle Strategy) and a selection of funds together with a note of the assumptions used in these illustrations. The illustrations also include figures for the highest charging self-select fund, the NFU Mutual Managed Plan International Pn Fund, as well as figures for the lowest charging self-select fund, the L&G Over 15 Year Gilt Index Fund.

The "before costs" figures show the projected value of a member's savings assuming an investment return with no deduction of member borne fees or transaction costs. The "after costs" figures show the projected value of a member's savings using the same assumed investment return but after deducting member borne fees and an allowance for transaction costs.

Notes on illustrations

- These illustrated values are not guaranteed and may not prove to be a good indication of how your own savings might grow;
- The transaction cost figures used in the illustration are those provided by the managers over the reporting period;
- Projected pension pot values are shown in today's terms, and do not need to be reduced further for the effect of future inflation.

Please see the notes to the tables in Appendix 3 for the assumptions used in calculating these illustrations.

5. Value for members

Each year, with the help of its advisers, the Trustee carries out an assessment of whether the charges and transaction costs for the default arrangement and other investment options, which are borne in full or in part by members, represent good Value for Members. Value is not simply about low cost – the Trustee also considers how the quality and scope of provision compare against similar schemes and available external benchmarks.

Approach

The Trustee adopted the following approach to assessing Value for Members for the last year:

- Services – considered the services where members bear or share the costs;
- Outcomes – weighted each service according to its likely impact on outcomes for members at retirement;
- Comparison – the cost and quality of each service compared against similar schemes and available external comparisons; and
- Rating – each service was rated on the below basis.

Results for the Year ending 31 December 2022

The Trustee has concluded that the Scheme gave Excellent Value for Members in the year ending 31 December 2022, and particularly the member borne charges and transaction costs provided Excellent Value for Members.

The ratings and weightings used for the Value for Members assessment were:

Rating	Definition
Excellent	The Trustee considers the Scheme offers excellent value for members, providing services within a top 20% quality/cost range compared with typical options for similar schemes.
Good	The Trustee considers the Scheme offers good value for members, providing services at better quality/cost compared with typical options for similar schemes.
Average	The Trustee considers the Scheme offers average value for members, providing similar services at similar quality/cost compared with typical options for similar schemes.

NFU Mutual Retirement Benefit Scheme

Annual Report for the year ended 31 December 2022

Below average	The Trustee considers the Scheme offers below average value for members, providing similar services at higher cost or more limited services for similar cost compared with typical options for similar schemes.
Poor	The Trustee considers the Scheme offers poor value for members providing services, within the bottom 20% quality/cost range compared with typical options for similar schemes.

The rationale for the rating of each service within the Value for Members assessment was in outline:

Service and weighting	Rating (out of 5)	Rationale
Investment 100%	Excellent (4.6)	<p>The Scheme's investments are held with NFU Mutual and Legal and General Investment Management ("LGIM").</p> <p>The default arrangement is under the 0.75% p.a. charge cap requirement.</p> <p>The Trustee undertook an investment review on 24 March 2020 and some changes to the default arrangement were agreed in principle by the Trustee, with a view to improve member outcomes. The Trustee implemented these changes to the investment strategy via a transition which took place on 8 August 2022. The changes to the lifestyle strategies mainly involved introducing the NFU Mutual Mixed Portfolio Max 100% Shares Fund, with a view to increasing the equity allocation in the growth phase and improving expected member outcomes at retirement. The Trustee is comfortable the transition was carried out appropriately with minimal cost to members.</p> <p>Over the period 1 January 2022 – 8 August 2022, the charges for the default arrangement, the Drawdown Lifestyle Strategy (Pre 2022), were in a range from 0.30% p.a. to 0.32% p.a. Over a 40-year saving period the average charge for the Drawdown Lifestyle Strategy (Pre 2022) was 0.32% p.a.</p> <p>Over the period 8 August 2022 – 31 December 2022, the charges for the current default arrangement, the Drawdown Lifestyle Strategy, were in a range from 0.30% p.a. to 0.34% p.a. Over a 40-year saving period the average charge for the current default arrangement was 0.34% p.a.</p> <p>This is slightly higher than the average charge of 0.28% p.a. in the DWP's 2020 survey for trust-based qualifying schemes with over 1,000 members. The Trustee notes there was an increase in the average charge due to the inclusion of the NFU Mutual Mixed Portfolio Max 100% Shares Fund within the growth phase of the default arrangement. The Trustee is comfortable that members have better expected member outcomes despite the slightly higher charge.</p> <p>The charges for the alternative lifestyle strategies range between 0.14% p.a. and 0.34% p.a. and the charges for the self-select funds range between 0.11% p.a. and 0.42% p.a.</p> <p>The transaction costs are comparable with those for similar funds used by other schemes. The transaction costs for the default arrangement ranged from 0.03% p.a. to 0.04% p.a. The transaction costs for the self-select funds ranged from 0% p.a. to 0.19% p.a. The Trustee notes that the transaction costs for the L&G Over 15 Year Gilt Index Fund increased from 0.04% p.a. last year to 0.19% p.a. this year. This was due to additional transactional activity caused by the bond market crisis towards the end of 2022.</p> <p>Over the reporting period the funds underlying the default arrangement have performed within an acceptable tolerance of their respective benchmarks. In terms of the self-select funds, the NFU Mutual Managed Plan Property Fund has underperformed its benchmark over a one-year, three-year and five-year period. There was significant turbulence in investment markets which is likely to have driven the underperformance.</p> <p>The Statement of Investment Principles (SIP) was last reviewed on 20 June 2022, when the changes to the investment strategies were documented.</p>

NFU Mutual Retirement Benefit Scheme

Annual Report for the year ended 31 December 2022

The Trustee also considers the broader Overall Value for Money definition that considers all services where the member and/or the Society bear the costs. The Scheme was assessed as having given Excellent (4.5 out of 5) Overall Value for Money in the year ending 31 December 2022.

In January 2022, the Trustee reviewed the appropriateness of its Overall Value for Money weighting and has decided to update them to better reflect its beliefs relative to the importance of each area to the Overall Value for Money that the Scheme provides. The updated weightings are reflected in the table below.

Service and weighting	Rating (out of 5)	Rationale
Investment 60%	Good (4.60)	As above
Administration 14%	Good (4.25)	<p>The Scheme administration was largely carried out close to the agreed service standards, although the service level performance metrics are still below the 95% target (85% for Q1 2022, 93% for Q2 2022, 94% for Q3 2022 and 97% for Q4 2022). The Trustee acknowledges the complexities associated with changing administrators (as was the case with the change in 2021), and the administration issues that were inherited from the previous administrator. The Trustee notes there was improvement in the adherence to service level standards by each quarter in 2022. The Trustee will closely monitor future performance and expects to see future improvement.</p> <p>Over the reporting period there was an improvement in the DC conditional scores, as a result of data cleansing work. Further work is expected to be undertaken to address common data scores.</p> <p>The Scheme Administrator is accredited to the ISO 9001:2000 standard and with PASA.</p>
Communications 13%	Good (4.20)	<p>Members are provided with a range of communications both from the Scheme Administrator and the Pensions Team. Members have on-line access to My Work Pension which allows members to access and model their pension details.</p> <p>Over the reporting period, the annual benefit statements were sent in an online format (where email addresses were available) as a continuation of the move towards paperless communications.</p> <p>The external website is clear, provides educational materials and gives members access to all of the relevant Scheme documentation and information. This is of a high quality and a useful resource for members.</p> <p>Over the year, the investment guide was updated to reflect the new investment strategy.</p>
Scheme management / Governance 13%	Excellent (4.5)	The Trustee met 10 times during the year. The Chairman of the Trustee is a professional Trustee. The Trustee has provided effective, independent oversight and management of the Scheme to ensure regulatory compliance, assess and enhance value, manage risks and ensure that members' interests were considered.

The Trustee has agreed an action plan for the following year to improve value where necessary which can be found in section 8.

NFU Mutual Retirement Benefit Scheme

Annual Report for the year ended 31 December 2022

6. Administration

In July 2021, Trafalgar House was appointed to administer the Scheme on behalf of the Trustee. The Trustee monitored core financial transactions during the year including:

- The receipt and investment of contributions (including inward transfers of funds); and
- Switches between investment options; and
- Payments of benefits (including retirements and outward transfers of funds).

The Trustee has a service level agreement (SLA) in place with the Scheme Administrator covering:

- New joiner processing within 6 working days, regular contributions files within 3 working days and the allocation of contributions are processed within 5 working days;
- Provision of DC Fund value within 5 working days;
- Transfer out within 4 working days;
- Responding to general web queries within 5 working days;
- Response to member general enquiries within 5 working days; and
- Processing of investment changes within 5 working days.

Over the reporting period, Trafalgar House achieved the following % of their SLAs:

Quarter	%
Q1 2022	85.0%
Q2 2022	93.23%
Q3 2022	93.68%
Q4 2022	97.1%

The Scheme's administrator, Trafalgar House, aim to ensure that a minimum of 95% of all these processes are completed within these service levels.

The Trustee understands that the Scheme Administrator monitors its performance against these service levels by:

- Maintaining compliance with ISO 27001:2013 Certificate;
- Monitoring daily transactions;
- Monitoring daily workflow items;
- Regular internal audits of administration procedures; and
- Reviewing the level, causes and resolution of complaints.

The Trustee monitored core financial transactions and administration service levels during the year by:

- Checking that contributions deducted from members' earnings have been paid promptly to the Scheme by NFU Mutual;
- Receiving regular reports from administrators on the processing of financial transactions and other administration processes against the agreed service levels;
- Considering the reasons for and resolution of any breaches of service standards;
- Receiving reports from the Scheme's Auditor, who independently tests sample transactions for accuracy and timeliness; and
- Considering member feedback including any complaints and member surveys.

There were 27 complaints to Trafalgar House over the period 1 January 2022 – 31 December 2022. However, 11 of these were due to additional due diligence undertaken by Trafalgar House as part of the implementation of the transfer regulations which was outside of Trafalgar House's control. The volume of complaints received from members (16) (if not considering the complaints related to transfer regulations) was lower than last year (22). The Trustee considers the number of complaints to be reasonable given the size of the membership.

The Trustee identified the following issues with the processing of financial transactions / administration service levels during the year:

- SLAs improved during the year but were below agreed levels in Q1, Q2 and Q3; and
- Trafalgar House had delays in processing transfers-in, transfer values, and retirements.

NFU Mutual Retirement Benefit Scheme

Annual Report for the year ended 31 December 2022

Overall the Trustee was satisfied that, whilst the vast majority of core financial transactions were processed promptly, accurately and efficiently by the Scheme Administrator, there were a small number of transactions that were not processed promptly, accurately and efficiently. The lower level of SLAs met in Q1 2022 was due to changes in transfer value legislation, as well as a significant increase in member activity in March 2022. The Trustee also notes that some of the administration complexities are due to the legacy data issues inherited from Mercer, the previous Scheme administrator (prior to July 2021). Whilst the SLAs were lower than the target of 95% in the first three quarters of the year, the Trustee is comfortable that there was improvement by each quarter and will be working closely with Trafalgar House to improve the scores.

The Trustee has put in place an action plan with Trafalgar House to deal with the administration complexities.

Data quality

Each year the Trustee asks the Scheme's administrator to confirm that they have undertaken an audit of the Scheme's common data (which is the key data needed by the Scheme to calculate members' benefits such as dates of birth), to ensure that the records for all members are accurate and up to date.

For the whole Scheme (DB and DC) the results were 73% of common data was present and accurate. The majority of data gaps are in relation to pensioners, and hence the DB section of the Scheme. Despite the score being lower than in previous years, the tests carried out by Trafalgar House are more comprehensive than the previous ones carried out by Mercer.

The conditional data for the DC section stands at 99.8% for legacy data and 98.5% for new data (improving from 86.7% and 72.1%, respectively). The significant improvement was due to data cleansing work carried out over 2022 to rectify data issues (from when Mercer were administrators).

Cyber security

The Trustee is conscious of the growing threat of cyber-attacks on pension scheme information.

The Trustee requires the Scheme's administrator to have effective and up to date cyber security protocols in place and this is independently verified in the administrator's annual AAF report. The Trustee expects that the Scheme's administrator will report any security breach immediately and ensure that members are notified as soon as possible. The Trustee undertook training on cyber security at the Trustee meeting on 20 June 2022.

Trafalgar House have confirmed to the Trustee that there are adequate internal controls to ensure that core financial transactions relating to the Scheme are processed promptly and accurately, with the exceptions outlined above.

Security of assets

The situation regarding the security of where pension contributions are invested is complex. It can vary from scheme to scheme and from fund to fund within each scheme. To-date, there have only been a few instances where members of schemes such as ours have seen their benefits reduced as a result of a financial failure of a provider or fund manager.

The Trustee has reviewed the structure of the funds used within the default arrangement and other investment options. The Trustee believes that the current structures are appropriate for members when compared to other possible structures.

The Trustee takes the security of assets into account when selecting and monitoring the funds used by the Scheme. The Trustee reviewed the security of members' assets in September 2021 and will continue to keep this under review.

NFU Mutual Retirement Benefit Scheme

Annual Report for the year ended 31 December 2022

7. Trustee knowledge

The Scheme's Trustee is required to maintain appropriate levels of knowledge and understanding to run the Scheme effectively. Sections 247 and 248 of the Pensions Act 2004 require that each Trustee Director must:

- Be conversant with the Trust Deed and Rules of the Scheme, the Scheme's Statement of Investment Principles (SIP) and any other document recording policy for the time being adopted by the Trustee relating to the administration of the Scheme generally; and
- Have, to the degree that is appropriate for the purposes of enabling the individual to properly to exercise his or her functions as a Trustee Director, knowledge and understanding of the law relating to pensions and trusts and the principles relating to investment of the assets of occupational pension schemes.

The Trustee has measures in place to comply with the legal and regulatory requirements regarding knowledge and understanding of relevant matters, including investment, pension and trust law. Details of how the knowledge and understanding requirements have been met during the period covered by this Statement are set out below.

The Trustee's current practices to maintain and develop its level of knowledge and understanding of matters relating to the Scheme are:

- There is an induction process for newly appointed Trustee Directors, who are asked to complete the Pensions Regulator's "Trustee Toolkit" within 6 months of becoming a Trustee Director;
- Training is provided to ensure that Trustee Directors maintain a working knowledge of the Scheme's Trust Deed and Rules, the Scheme's SIP as well as the investment concepts and principles relevant to the Scheme, contract documents in relation to the administration of the Scheme and the law and legislation relating to pension schemes and trusts;
- Trustee Directors are encouraged to undertake further study and qualifications which support their work as Trustee Directors;
- The Trustee Directors have a plan in place for ongoing training appropriate to their duties;
- The effectiveness of these practices and the training received are reviewed annually;
- The Trustee Directors carry out regular assessments to confirm and identify any gaps in their knowledge and skills; and
- The Trustee Directors also receive quarterly "hot topics" from their advisers covering technical and legislative / regulatory changes affecting defined contribution (and additional voluntary contribution) schemes in general.

The Trustee, with the help of its advisers, regularly considers training requirements to identify any knowledge gaps. The Trustee's investment advisers raise any changes in governance requirements and other relevant matters as they become aware of them. The Trustee's advisers typically deliver training on such matters at Trustee meetings if they are material.

All the Trustee Directors have access to copies of and are familiar with the current governing documentation for the Scheme, including the Trust Deed & Rules (together with any amendments) and the SIP. The Trustee refers to the Trust Deed and Rules as part of deciding to make any changes to the Scheme, and the SIP is formally reviewed either at least every three years or as part of making any change to the Scheme's investments or to comply with new legislative or regulatory requirements. The SIP was last reviewed in 2022 and it was finalised and signed on 20 June 2022, to reflect changes to the investment strategy.

All the Trustee Directors have completed the Pensions Regulator's Trustee Toolkit (the Trustee Toolkit is a free online learning programme from The Pensions Regulator aimed at trustees of occupational pension schemes and designed to help trustees meet the minimum level of knowledge and understanding required by law). Mr John Deane, who joined the Board as a Trustee Director on 1 November 2022, completed the Trustee Toolkit on 25 October 2022. A training log is maintained in line with best practice and the training programme is reviewed annually to ensure it is up to date. The Scheme has a structured induction process for new Trustee Directors.

There is a professional Trustee on the Board who, alongside the Trustee's advisers (who attend all Trustee meetings) , provide input and explanations or training on matters as they are discussed. This ensures that the Trustee receives "on the job" training.

NFU Mutual Retirement Benefit Scheme

Annual Report for the year ended 31 December 2022

A survey was issued to the Trustee Board to get the Trustee Directors' views on the training received. The last survey's results were presented at a Strategy Day in March 2022. The Trustee indicated it was happy with the level of training received and that the Directors were able to enrol in any training to assist them in their role as Trustee Directors. No particular knowledge gaps were identified, however one Trustee Director indicated a training need in terms of investment and, as a result, an individual session was set up for the individual Trustee Directors with the Scheme's investment adviser. The Trustee will carry out this survey annually going forward.

The Trustee also carries out a regular evaluation of the performance and effectiveness of the Trustee Board as a whole, measured against the objectives in the Scheme's business plan. The Trustee carried out an effectiveness review in March 2022 and this will be carried out annually going forward. The following actions were agreed as a result of the effectiveness review:

- The Pensions Team would circulate useful links for pension news;
- Trustee Directors would advise the Pensions Team of any specific topics that they would like to receive training on;
- Details of training topics would be tailored as much as possible given meeting time constraints; and
- Trustee Directors would have an additional session to review the General Code of Practice (this has been carried forward to 2023 as the General Code of Practice has not yet been released).

The Trustee tests its familiarity with the Scheme's documentation, pensions Law/Regulation and the Pensions Regulator's DC Code of Practice 13 and supporting guides by completing an annual assessment against the DC Code. The Trustee has a working knowledge of all documents setting out the Trustee's current policies. The Trustee has an Annual Business Plan in place which sets out a timeline for an ongoing review of these documents. The Trustee regularly updates these documents when they are due according to the Plan, or earlier, if required.

Further, to ensure that the Trustee is compliant with its duties it reviews the DC performance on a quarterly basis with its legal and investment advisers as part of its Trustee meetings.

The Trustee also has a Trustee training policy, which is updated and reviewed annually. It is also legally reviewed. The policy is to ensure the Trustee meets the Trustee Knowledge and Understanding requirements that are required of them, in particular those set out under the provisions of the Pensions Act 2004 and the Pension Regulator's Code of Practice on Trustee Knowledge and Understanding. The policy was last reviewed on 22 September 2021 and it will be next reviewed no later than September 2024.

During the period covered by this Statement, the Trustee carried out training on topics including the following:

NFU Mutual Retirement Benefit Scheme

Annual Report for the year ended 31 December 2022

Date	Topic	Aim/benefit	Trainer
26/01/2022	Value For Money (VFM) Assessment	The session covered background information on why the value for members and the overall value for money assessments are carried out. Members benefit from the Trustee assessing the value of the Scheme in an effective manner.	Hymans Robertson
26/01/2022	New Transfer Regulations	The session focused on the conditions and flags for statutory transfers, as administrators had to carry out more detailed checks prior to enabling a transfer. Members benefit as the Trustee and Scheme administrator ensure compliance with the new regulations.	Gowlings
15/03/2022	Diversity & Inclusion	The session covered what diversity and inclusion meant as well as a framework for developing a priorities for pensions schemes. Members benefit from the Trustee taking an active interest in the Board governance, particularly on diversity and inclusion.	Willis Towers Watson
15/03/2022	Taskforce for Climate-Related Financial Disclosures (TCFD)	The Trustee received training with regards to requirements of and disclosures required by TCFD. Members benefit from the Trustee being prepared to meet the Scheme requirements on TCFD.	Willis Towers Watson
20/06/2022	Pensions Dashboards	This session provided an overview of how Dashboards work, and the data processes that need to be followed. Members benefit from the Trustee being prepared for Pension Dashboards and meeting its staging deadline.	Trafalgar House
20/06/2022	Cyber Security	This session covered an overview of Trafalgar House's approach to cyber security and the procedures in place. Members benefit from the Trustee being aware of the cyber protections in place.	Trafalgar House
20/07/2022	Trustee Duties & Decision Making	This session covered a reminder of Trustee duties, Trustee decision-making and case studies. Members benefit from the Trustee ensuring it is aware of its duties to the Scheme.	Gowlings

The Trustee notes some of the training sessions in the table above relate more to the Defined Benefit (DB) section of the Scheme rather than the Defined Contribution (DC) section. Although not always relevant to the DC section, the Trustee also undertakes training in relation to DB funding and investment. In addition, some of the Trustee Directors also took the opportunity to attend seminars and conferences over the Scheme Year that covered a variety of pension topics such as climate change and infrastructure investment.

The Trustee has appointed suitably qualified and experienced actuaries, legal advisers, investment consultants and benefit consultants to provide advice on the operation of the Scheme in accordance with its Trust Deed and Rules, legislation and regulatory guidance.

The Trustee reviews the effectiveness of its advisers annually and periodically reviews the appointment of its advisers. The Trustee reviewed its advisers as part of the effectiveness review carried out in March 2022 and was comfortable with their performance.

NFU Mutual Retirement Benefit Scheme

Annual Report for the year ended 31 December 2022

The Trustee undertook the following reviews during the last year:

Date	Review of
26 January 2022	Value for Members approach and weightings
15 March 2022	Trustee Effectiveness and effectiveness of advisers
15 March 2022	Training needs
23 November 2022	Reviewed its investment advisers against previously set objectives

As a result of these reviews, the Trustee is satisfied that during the Scheme Year it has:

- Taken effective steps to maintain and develop its knowledge and understanding; and
- Ensured it received suitable advice.

The Trustee is satisfied that the combination of its knowledge and understanding, including knowledge and understanding of the relevant principles relating to the funding and investment of occupational schemes, together with access to suitable advice enabled it to properly exercise its duties during the period covered by this Statement.

8. Our key actions last year and plans for the next year

During the Scheme Year the Trustee undertook the following (over and above “business as usual”):

- Improved Value for Members by:
 - Implementing the previously agreed changes to the investment strategy, with a view to improving member outcomes;
 - Sending members a survey to understand their views on investment options, retirement and responsible investment;
 - Updating the investment guide to reflect the new investment strategy;
 - Sending a communication to members regarding the cost of living crisis, together with the annual benefit statements;
 - Working with Trafalgar House to improve the DC conditional data accuracy scores; and
 - Undertaking an effectiveness review of the Trustee Board and its advisers, as well as a review of training received (via questionnaires to each individual Trustee).

In the coming year (which will be covered by the next Chair’s Statement), the Trustee intends to carry out the following:

- Continue to monitor the performance of the funds underlying the default arrangement as well as the other self-select funds;
- Continue to monitor take-up of the new investment options;
- Review the investment strategy in March 2023;
- Monitor the performance of Trafalgar House against their SLAs over 2023;
- Continue to work with Trafalgar House on the data cleansing project; and
- Prepare for compliance against the General Code of Practice which is expected to come into force in 2023.

Progress should be regularly monitored over the next 12 months in readiness for next year’s assessment and Chair’s Statement.

The Trustee believes that this work will help you get the best out of our Scheme.

Appendix 1 – Statement of Investment Principles

Statement of Investment Principles

For the Retirement Benefit Scheme of the NFU Mutual Insurance Society Limited

1 Introduction

1.1 Background

This Statement of Investment Principles sets out the principles governing investment decisions for the Retirement Benefit Scheme of the NFU Mutual Insurance Society Limited (the "Scheme").

The Scheme offers both defined benefit (DB) and defined contribution (DC) benefits. This Statement covers the DC Section of the Scheme and the DB AVCs. It is a qualifying scheme for auto-enrolment purposes.

1.2 Statutory Information

This Statement has been prepared in accordance with the requirements of sections 35, 36 and 56 of the Pensions Acts 1995 and 2004. The Trustee of the Scheme has considered written advice from the Trustee's DC Section investment consultants and has consulted with the Principal Employer in producing this Statement.

This document is a compendium of the DC Statements of Investment Principles for the Scheme. These Statements must cover a number of technical points to comply with legislation as well as meet the expectations of the Pensions Regulator and needs of the Scheme's Auditors.

The Trustee will publish the Statements of Investment Principles from 1 October 2019 and a statement each year from 1 October 2020 describing how these Statements have been followed in the last year.

1.3 Statements of Investment Principles

The Trustee's Statements of Investment Principles for the DC Section of the Scheme contained in this document include the:

- 1 Statement of the aims and objectives for the default arrangement*;
- 2 Statement of the aims and objectives for investment options outside the default arrangement*;
and
- 3 Statement of investment beliefs, risks and policies**.

The Statement of Investment Principles for the DC Section of the Scheme ** comprises items 1, 2 and 3. The Statement of Investment Principles for the Scheme's default arrangement *** comprises items 1 and 3.

Appendices

1. Summary of Responsibilities
2. Summary of the Scheme's service provider
3. Investment implementation for the default arrangement and the investment options outside the default arrangement
4. Fees and Charges

For the record

* In accordance with Regulation 2A(1) of the Occupational Pension Schemes (Investment) Regulations 2005.

** In accordance with Regulation 2 of the Occupational Pension Schemes (Investment) Regulations 2005 as modified by subsequent Regulations and section 35 of the 1995 Act.

*** As required by the Occupational Pension Schemes (Charges and Governance) Regulations 2015

The Trustee has taken proper written advice and consulted the Employer in the preparation of these Statements of investment Principles.

These Statements will be reviewed at least every three years or more frequently as required by the Regulations.

2 Statement of the aims and objectives for the default arrangement

The Trustee's overall objective is to invest contributions in the best interests of members and their beneficiaries.

The Trustee believes that understanding the demographics and likely attitudes to risk/reward of the members is essential to developing and maintaining an appropriate investment strategy. It is also believed that members typically seek to optimise the value of their retirement benefits from a given level of contributions, while aiming to protect the value of those benefits in the years approaching retirement against market falls and fluctuations in the costs of turning fund values into retirement benefits / retirement income streams.

2.1 Default Option

Reasons for Default Option

The Scheme has a Default Option because:

- It should be easy to become a member of the DC Section of the Scheme and start building retirement benefits without the need to make any investment decisions;
- It is believed that a proportion of the membership are either unengaged in or unable to decide where their DC pot should be invested;
- A significant proportion of the membership are expected to have broadly similar investment needs;
- The Scheme is a qualifying scheme for auto-enrolment purposes and is required by Regulations to have a Default Option; and
- The Trustee believes that the presence of an effective Default Option will help deliver good outcomes for members at and into retirement.

Choosing the Default Option

In choosing what is felt to be an appropriate default, the Trustee has taken into account a number of factors including: members' projected pot sizes at retirement, contribution levels, and the likely return on investment after the deduction of charges payable on the funds used by the Default Option.

The Trustee expects that a majority of members are expected to have sizeable pots at the point of their retirement. The vast majority of active members are expected to have a pot size more than £50,000 and around half are expected to have a pot size greater than £100,000. Deferred members are expected to have smaller pots.

The Trustee recognises that members may also have accrued benefits elsewhere.

Based on this, the Trustee believes most members will want to take their retirement benefits as income drawdown during retirement. Therefore, the Drawdown Lifestyle Strategy has been set as the Scheme's Default Option (full details are provided in Appendix 3).

The Default Option will be reviewed on a formal basis at least every three years, or if there is a material change in circumstances such as the demographics of the Scheme.

Objectives of the Default Option

The main objective of the Default Option is to provide good member outcomes at retirement while subject to a level of investment risk which is appropriate to the majority of members who do not make active investment choices.

The Trustee believes that a lifestyle strategy is an appropriate default option. The principal objectives of the Default Option are:

- To manage the principal investment risks faced by an average member during their membership of the DC Section of the Scheme;
- To target the majority of members who are expected to use Flexible Access Income Drawdown ("FAD") during their retirement and take advantage of their tax free cash allowance; and
- To invest in funds which are expected over the long-term to deliver strong returns relative to inflation.

The expected levels of investment returns and risks for the funds used are consistent with the Trustee's objectives for the Default Option. The expected investment returns and approach to managing investment risks including financially material considerations such as climate change are described in section 4.

Full details of the Default Option are provided in Appendix 3.

Temporary Default Arrangements

In some instances, it may be necessary for the Trustee to direct contributions towards a fund or strategy that differs from members' original selection. The Trustee will ensure that an alternative fund or strategy selected in this manner is consistent with the charge cap for default arrangements.

For example, in the event of a suspension of trading in a fund selected by members, the Trustee may deem that it is in members' best interests to redirect contributions to a cash fund. This approach provides security to members through the legal protections provided by Trust-based arrangements such as the Scheme, as well as a likelihood of preserving the value of contributions paid by members. In such instances once an issue such as suspension of trading in a fund is resolved, the Trustee will arrange with the Investment Manager for the re-investment of contributions into the fund or strategy originally selected by members.

In all instances of this nature, the Trustee will notify members of the issue and steps being taken to address this.

3 Statement of the aims and objectives for investment options outside the default arrangement

3.1 Alternative Lifestyle Strategies

In addition to the Default Option, the Trustee offers alternative Lifestyle Strategies to members. Full details of these strategies are provided in Appendix 3.

3.2 Self-select funds

The self-select fund range is provided for members who want to take an active part in choosing where their DC Pot is invested and complements the Default Option and the alternative Lifestyle Strategies.

3.3 Reasons for the investment options

In addition to the Default Option, the Scheme offers members a choice of investment options because:

- While the Default Option is intended to meet the needs of a majority of the Scheme's members, it may not meet the needs of a wider cross-section of members;
- Attitudes to investment risks and the need for investment returns will vary from member to member and will also vary for each member over time and, in particular, as they approach retirement;
- Members have differing investment needs and these needs change during their working lives; and
- Some members will want to be more closely involved in choosing where their contributions are invested.

3.4 Objectives

The Lifestyle Strategies

The main objective of the alternative Lifestyle Strategies is to give good member outcomes.

The Trustee believes that it is in the best interests of members in the alternative Lifestyle Strategies to:

- Manage the principal investment risks members face during their membership of the Scheme;
- Maximise investment returns relative to inflation while taking an appropriate level of risk during membership of the Scheme for members who do not otherwise make investment choices; and
- Give further choice for members who feel that the Scheme's Default Option is not appropriate to their needs, but do not otherwise want to be involved in deciding where their contributions are invested.

The alternative Lifestyle Strategies give members a choice compared to the Default Option of targeting cash at retirement or buying an annuity at retirement.

The Self-Select Options

The objectives of the self-select fund range is to:

- Provide a choice of individual funds for members who want to be more closely involved in choosing where their pension funds are invested;
- Complement the objectives of the Default Option and the alternative Lifestyle Strategies;

- Provide a broader choice of levels of investment risk and return;
- Provide a broader choice of investment approaches, including responsible investing funds;
- Help members more closely tailor how their pension funds are invested to their personal needs and attitude to risk; and
- Help members more closely tailor how their pension funds are invested to reflect the benefits they intend to take at retirement.

Nevertheless, the self-select fund range cannot be expected to cover all the investment needs of all members. Full details of the investment options are provided in Appendix 3.

4 Statement of investment beliefs, risks and policies

4.1 Introduction

This Statement sets out the investment beliefs and policies which guide the Trustee's decision making.

For the record

This Statement of investment beliefs, risks and policies should be read in conjunction with the Statements of the aims and objectives for both the default arrangement and the investment options outside the default arrangement. Collectively, these respectively form the Statements of Investment Principles for the Scheme and the default arrangement.

This Statement of investment beliefs has been prepared in accordance with the Occupational Pension Scheme (Investment) Regulations 2005 as amended by the Pension Protection Fund (Pensionable Service) and Occupational Pension Schemes (Investment and Disclosure) (Amendment and Modification) Regulations 2018 and the Occupational Pension Schemes (Investment and Disclosure) Regulations 2019.

4.2 Investment beliefs

The Trustee's investment decisions are made in the context of its investment beliefs:

Policy and objectives

1. The Trustee believes that investment in assets expected to exceed price inflation and salary growth are most appropriate for longer-term investing.
2. The Trustee believes that members' attitudes to risk and circumstances should be considered when developing and maintaining an appropriate investment strategy.
3. Longer-term generally means 5 to 10 years but depends on the specific investment markets in which the Scheme participates.
4. The Trustee believes that environmental, social and corporate governance ('ESG') issues can, along with other factors, have a material impact on the long-term performance from the Scheme's investments. For example, companies that demonstrate better Environmental, Social and Governance ("ESG") characteristics are expected to outperform other companies, over the longer-term.
5. Engagement on specific ESG risks (such as climate change and executive pay) can be an effective way of supporting shareholder value. There may be occasions where disinvestment is more effective, accepting that this may be more challenging to achieve in relation to passively managed funds.
6. It is relevant for the Trustee to consider the Society's Responsible Investment policy when setting its own policy, and to communicate this to its members.

Strategy and structure

1. Members are mostly concerned with maximising investment returns when far from retirement and are expected to be more **concerned about risk as they approach retirement**.
2. Diversification is a desirable risk management tool for all stages within a default lifestyle strategy.

3. A majority of members will use their fund flexibly, rather than purchase an annuity at retirement, and are likely to have a longer time horizon before they take their benefits as a result, leading to a higher tolerance for investment risk as a result.
4. Recognising that members may wish to use their fund in different ways, and may have different ethical and religious views, a range of retirement options should be catered for, subject to demand from members. However, too much choice can lead to lack of decision making or poor choices in the absence of the right information.
5. Risks should be appropriately rewarded i.e. taking risks can be justified where the expected increase in investment return reflects the change in level of risk.
6. Financial and non-financial factors should be considered when determining the strategic and implementation options for DC members. Climate change is a key long-term financial risk to sustainability and achieving fund outcomes.

Implementation

1. Passive management (i.e. tracking a benchmark index) can have a place within a default investment strategy and range of self-select funds.
2. Active management can have a place within a default investment strategy, provided any increase in charges is expected to improve value for members.
3. The DC Section investment managers should embed the consideration of both financial and non-financial (including ESG) factors into their investment process and decision making.
4. Investment managers may be better placed than the Trustee to consider ESG factors in day to day investment decisions, however the Trustee should assess whether the approaches taken are consistent with its own policy and in the interests of members.

Governance and monitoring

1. The Trustee is responsible for ensuring that the Scheme's governance policies, including Responsible Investment, are adhered to. This should be supported by sufficient reporting from its investment managers, including reporting on ESG factors.
2. Manager performance should be assessed over an appropriate timeframe and after allowing for the impact of costs and charges.
3. Strong investment governance should be supported by effective Trustee training across all areas of the investment process, incorporating Environmental, Social & Governance (ESG) considerations.
4. There should be the ability for members to monitor progress against a pre-determined benefit target and adjust their investment risk and contributions as appropriate.

4.3 Investment Risks

Principal risks

The principal investment risks which most members face are:

Inflation risk – The risk that the investment returns over members' working lives will not keep pace with inflation and do not produce adequate retirement benefits.

For members further from retirement, the Default Option and alternative Lifestyle Strategies invest in return-seeking assets during the accumulation phase, which are expected to produce returns well in excess of inflation over the longer-term. These funds are also included in the self-select fund range. Approaching retirement, the impact of this risk needs to be balanced against the other main risks members face.

Benefit conversion risk – The risk that market movements in the period just prior to retirement lead to an increase in the cost of turning members' fund values into retirement benefits.

For members planning to take cash at retirement, the Cash Lifestyle Strategy switches into a cash fund during the de-risking phase and the self-select range offers a fund investing in cash deposits and other short-term interest bearing securities providing a high degree of (but not complete) capital security.

For members planning to use income drawdown during their retirement, the Default Option (the Drawdown Lifestyle Strategy) maintains assets in return seeking investments up to the point of retirement and introduce a holding in cash in the three years running up to retirement. The self-select range also offers such funds.

For members planning to buy an annuity at retirement, the Annuity Purchase Lifestyle Strategy switches into gilt and cash funds during the de-risking phase and the self-select fund range offers funds investing in longer-dated bonds, which may be expected to broadly follow movements in annuity rates caused by interest rate changes as retirement approaches.

Volatility/Market risk – The risk that adverse movements in investment market values in the period prior to retirement lead to a reduction in the anticipated level of benefits.

All of the lifestyle strategies introduce an element of cash in the final years before retirement which will help to mitigate losses in other markets. The remainder of portfolios are invested in a mix of assets which helps to spread risk, although there is no absolute return focus in the funds used in the lifestyle strategies.

Other investment risks

Other potentially material investment risks which members may face include:

Counterparty risk – The risk that counterparties holding derivative based assets may default leading to a reduction in a fund's value.

The Trustee, in conjunction with its investment managers, manages counterparty risk by investing in pooled funds that offer suitable counterparty protection.

Active management risk – The risk that an investment manager delivers investment returns below investment markets generally, taking into account the risk taken by the manager.

The Trustee recognises that an actively managed fund may not deliver performance in line with the fund's objectives / agreed benchmarks. The Trustee regularly monitors fund performance in order to monitor this risk.

Liquidity risk – The risk that funds which invest in more illiquid assets will not be able to accept investments or disinvestments requested by the Trustee and/or members.

The Trustee is satisfied that the pooled funds in which it invests usually have sufficient liquidity and may be realised quickly if required. Member communications will warn members where funds, such as those investing in property, may occasionally impose constraints on liquidity.

Diversification risk – The risk that a lack of diversification in the fund offering, and also within the funds themselves, increases the risk exposure for members. See section 4.6 for further comment on diversification.

Environmental, Social and Governance (ESG) risks – The risk that ESG issues are not reflected in asset prices and/or not considered in investment decision making leading to underperformance relative to expectations.

The Trustee has a policy on ESG risks, and will take additional actions to accommodate these risks, such as communicating to members its Responsible Investment policies and also ensuring managers maintain compliance with these policies. The Trustee monitors this on an ongoing basis.

Climate risk – The risk that climate change causes a material deterioration in asset values as a consequence of factors including, but not limited to: policy change, physical impacts and the expected transition to a low-carbon economy.

The Trustee has a policy on ESG and climate risk and monitors climate risk on an ongoing basis, making changes as and when necessary.

Managing investment risks

The Trustee has developed and maintained a framework for assessing the impact of all investment risks on long-term investment returns.

Time horizon

The Trustee monitors the age profile of the Scheme's membership to arrive at an appropriate investment horizon for different groups of members when considering all investment and financially material risks:

- The Scheme is open to new entrants with no specific minimum age. However, the minimum legal age for individuals to take up employment and hence entitlement to join the Scheme is age 16;
- As a result, investment risks need to be considered over a 44-year time horizon;
- A majority of members are expected to take income drawdown in retirement;
- As a result, investment risks for a majority of members who are approaching retirement need to be considered over a time horizon of at least 15 years, reflecting a period from age 60 to age 75 i.e. the period from NRD to when annuity rates may be expected to become attractive
- Some members may choose to buy an annuity from age 55 and investment risks for this group need to be considered carefully. There may be a difference between the member's time horizon

and the time horizon for underlying investments which are expected to reflect the maturity profile (and interest rate sensitivity) of the assets backing an insurer's annuity business.

Principal investment risks

The Trustee believes that taking investment risk is usually rewarded in the long-term, while asset allocation (i.e. the choice between asset classes, such as equities and bonds) is the key tool for managing the balance between risk and return.

To help mitigate the principal investment risks, the Trustee offers the Default Option and alternative Lifestyle Strategies which include a spread of assets. These strategies manage the risk as members grow older by automatically switching from funds which are expected to give long-term growth relative to inflation into funds whose values should fluctuate less in the short-term relative to the benefits members are expected to take at retirement. The Trustee believes that the investment options available are appropriate for managing these risks.

The self-select fund range provides members with a choice of funds with differing risk and return characteristics which are expected to meet the investment needs of a majority of members.

Ability to invest/disinvest promptly

The Trustee recognises that it is important that members' contributions can be invested promptly in selected investment funds and that these can be sold promptly for example when members wish to change where they are invested, transfer to another arrangement or if they wish to draw on their pension pot. The Trustee manages this risk by selecting pooled investment funds which can be dealt on a daily basis. The investment manager is responsible for monitoring the ability for members to invest and disinvest promptly and is expected to notify the Trustee if a situation develops whereby there is any restriction on the ability for members to do so. For example, this situation could occur in the event of significant economic uncertainty impacting on the ability for fund managers to value the underlying assets.

Other investment risks

The Trustee manages the other investment risks as part of the process for selecting and ongoing monitoring of the funds used by the Scheme.

The funds used give a good spread of investments which will help manage risks associated with market conditions, fund manager actions and default.

At this time, the Trustee has not made explicit allowance for climate change within the development or implementation of its investment strategy. The Trustee does discuss the potential impact of climate risks with its adviser and managers on a periodic basis and will monitor developments in this area.

4.4 Financially material considerations

The Trustee recognises that the consideration of financially material considerations, including ESG factors and climate risk, are relevant to the development, selection and monitoring of the Scheme's investment options.

Implementation

The Scheme uses standard pooled funds offered by investment providers and fund managers. The Trustee nevertheless seeks to manage financially material considerations to protect long-term returns by:

- Choosing fund managers who have clearly articulated policies for managing financially material considerations including climate change;

- Considering the extent to which ESG issues including climate risk, where relevant, are integrated into the fund managers' investment processes and are satisfied that the fund managers follow an approach which takes account of financially material factors;
- For actively managed funds (where the fund manager decides where to invest), expect the fund managers to take financially material considerations into account when selecting which companies and markets to invest in;
- For passively managed funds, the Trustee recognises that the funds' objectives are to deliver returns in line with its benchmark (which may or may not take into account ESG factors), which the Trustee believes will deliver appropriate risk adjusted returns. The Trustee will review the index benchmarks employed for the Scheme on at least a triennial basis;
- For all funds, expect fund managers to engage with a significant proportion of the companies in which the fund invests to encourage business strategies which should improve or protect the value of those investments; and
- Prefer fund managers who are signatories to the Financial Reporting Council's Stewardship Code in the UK and the United Nations supported Principles for Responsible Investment.

Expected returns on investments:

The expected returns on the principal asset classes and fund types within the Scheme are:

Asset Class	Expected Return
Equities	Should achieve a strong positive return relative to inflation over the longer-term but tend to be the most volatile asset class over the shorter-term.
Property	Should achieve a positive return relative to inflation over the longer-term which is lower than that for equities, but with a lower level of shorter-term volatility than equities.
Corporate Bonds	Should achieve a positive return relative to inflation over the longer-term which is lower than that for equities and property, but with a lower level of shorter-term volatility than equities or property.
Fixed Interest Government Bonds (Gilts)	Should deliver a positive return relative to inflation over the longer-term which is lower than that of equities, property and corporate bonds, but with a lower level of shorter-term volatility than equities, property and corporate bonds.
Index-linked Government Bonds (Index-Linked Gilts)	Should deliver a return in line with inflation over the longer-term, but with a lower level of shorter-term volatility than equities, property and corporate bonds (with similar term).
Cash	Should deliver a positive return which may not always keep pace with inflation, while normally providing a minimal level of volatility and high degree of capital security. In some situations, e.g. due to low interest rates, a cash fund can produce a negative return net of charges. However, the volatility associated with investment in cash is expected to remain minimal.
Long-dated Government Bonds (Gilts) and long-dated Corporate Bonds	Values should move broadly in line with the financial factors influencing annuity rates.
Multi-Asset Funds	Invest in a varying mix of asset classes with an objective of delivering a target level of positive returns relative to inflation over the longer-term, with a target level of shorter-term volatility lower than equities.
Responsible Investment	i.e. funds selecting assets to mitigate ESG and/or climate change risks. The strategy of these funds is expected to give a better risk adjusted return over the long-term than the broader market for the type of assets involved (e.g. equities).

4.5 Non-financial factors

The Trustee recognises that some members will have strong personal views or religious convictions that influence where they believe their savings should, or should not, be invested.

The Trustee has conducted periodic surveys to ascertain members' views on non-financial factors relating to the Scheme's investments, most recently in 2022. Nevertheless, while the Trustee will bear members' views in mind when reviewing the suitability of the Scheme's investment options and choice of funds used, the Trustee will not be bound by the members' views (for instance where it is uneconomic or impracticable to do so).

The Trustee notes that non-financial factors can affect various investment risks which are borne by members and may under-perform other funds with broader-based investment approaches.

Fund managers are otherwise only expected to take non-financial factors into account when these do not conflict with the financial interests of members and the Scheme's investment objectives.

Managers are challenged both directly by the Trustee and by their investment advisers on the impact of any significant issues including, where appropriate, ESG issues that may affect the prospects for return from the portfolio.

4.6 Investments held

The Scheme invests through pooled investment vehicles considered appropriate for tax-exempt approved occupational pension schemes. These funds may invest in quoted securities of UK and overseas markets including equities, fixed interest and index-linked bonds, cash, commercial and residential property.

The Default Option and alternative Lifestyle Strategies use funds across asset classes and across the risk/reward spectrum. The self-select fund range offers members a choice of funds across asset classes and across the risk/reward spectrum.

The Trustee believes that both active and passive management have a place in defined contribution arrangements.

The Trustee considers that all of the stated asset classes are suitable investments for the Scheme, while the use of pooled funds enables a balance of investments to be held at a security level within each asset class or fund.

The Scheme uses funds provided through an operator of collective investment funds. This enables the Scheme to invest in a range of funds giving a good spread of investments in a cost-effective manner. It does mean that the Trustee has delegated day to day investment decisions including the management of financially material considerations to the fund managers.

Manager incentives

The Trustee expects that it will be in the fund managers' interests to produce growth in asset values in line with the funds' investment objectives. For passively managed funds this should be within an acceptable margin of the index the fund tracks. For actively managed funds the investment return should be commensurate with the level of investment risk implied by the fund's objectives.

When selecting funds, the Trustee will ask its investment advisor to consider the investment managers' remuneration strategies and appropriateness of each fund's investment guidelines to ensure that there is no inducement or scope to take an undue level of risk and that the investment managers will act in line with the interests of the Scheme's members.

In accordance with the 2015 Regulations, the Trustee conducts an annual Value for Members assessment and will take action should the fund managers be found to be giving poor value. In

addition, in accordance with guidance from the Pensions Regulator, the Trustee will periodically review the Scheme's choice of fund managers to ensure their charges and services remain competitive. The Trustee believes that these steps are the most effective way of incentivising the fund managers to deliver Value for Members, of which investment management charges and investment performance are key considerations.

The Trustee also undertakes a review at least every three years in which the appropriateness of the investment options and the suitability of the Scheme's investment management arrangements is also considered.

The Trustee monitors the investment managers against a series of metrics on a quarterly rolling annual basis over a long-term time horizon of 5 years including:

- Performance of their funds' respective benchmarks or performance targets;
- Relative tracking error where appropriate;
- The exercise of stewardship responsibilities (including engagement with issuers); and
- The management of risks.

The fund managers are expected to provide explanations for any significant divergence from a fund's objectives. A material deviation from performance and risk targets or approach to portfolio management is likely to result in the fund being formally reviewed.

Portfolio turnover

The Trustee does not expect investment managers to take excessive short-term risk and will monitor the investment manager's performance against the benchmarks and objectives on a short, medium and long-terms basis.

For passively managed funds the turnover of holdings is driven by changes in the index a fund seeks to track and hence is outside the control of the investment manager except where a fund's total assets under management are relatively small, where the investment manager does not fully replicate the index or where a fund invests in less liquid stocks.

When selecting actively managed funds, the Trustee will consider, with the help of its investment advisers, the expected level of turnover commensurate with a fund's investment objectives, the investment manager's investment processes and the nature of the fund's assets.

Whilst the Trustee expects performance to be delivered net of costs, including the costs of trading within the portfolio, the Trustee will ask the fund managers to report on at least an annual basis on the underlying assets held within funds with details of any transactions and turnover costs incurred over the Scheme's reporting year. The Trustee will seek to compare portfolio turnover and the resultant costs against peer groups subject to availability of appropriate industry data to support comparisons.

Where a fund has significantly under or outperformed its benchmark, the Trustee will seek to ascertain where necessary whether higher or lower than normal turnover has been a contributory factor. The Trustee will challenge the fund managers if there is a sudden change in portfolio turnover or if the level of turnover seems excessive.

Portfolio duration

The Trustee recognises the long-term nature of defined contribution pension investments and chooses funds which are expected to deliver sustainable returns over the Scheme members' investment horizon. The Trustee will carry out necessary due diligence on the underlying investment

decision making process, to ensure the manager makes investment decisions over an appropriate time horizon aligned with the objectives for the related investment option.

The Trustee expects that each fund will be used for at least three years, this being the period over which performance of the fund can be appropriately evaluated and the costs of change amortised, although all funds are subject to ongoing review against various financial and non-financial metrics in addition to their continued appropriateness within the investment strategy.

Security of assets

The funds are provided through an operator of collective investment funds. As a result, the value of the funds may be affected in the event of the operator getting into financial difficulties.

The underlying funds provided via the operator are accessed through reinsurance agreements/unit purchase agreements/segregated investment mandates. In the event of a fund manager getting into financial difficulties, the values in these underlying funds will depend upon the nature of the contract with the operator and the fund vehicles used by the fund managers.

Realisation of investments

Funds need to be sold to make payments of benefits and to undertake fund switches either in accordance with the Lifestyle Strategies or as requested by individual members. The Trustee normally expects the investment manager to be able to realise the Scheme's funds within a reasonable timescale. The Trustee recognises that the investment managers may at times need to impose restrictions on the timing of purchases and sales of funds (most notably investing in property) in some market conditions to protect the interests of all investors in a fund.

Nevertheless, the Trustee recognises that most members' pension funds have a long investment timeframe, during which assets which are less easily traded (such as property or infrastructure) can be managed to deliver good long-term returns while avoiding the impact of liquidity issues at retirement.

Diversification

Given the size and nature of the Scheme, the Trustee invests on a pooled fund basis, which is undertaken through investment managers. The investment managers are expected to maintain diversified portfolios subject to the respective benchmarks and guidelines, and any restrictions imposed on the underlying holdings.

The Trustee is satisfied that the range of funds used by the Scheme provide adequate diversification within and across asset classes.

Member attitude to risk

The Trustee recognises that:

- Members have differing investment needs and that these needs change during the course of their working lives; and
- Attitudes to investment risks, and the need for investment returns, will vary from member to member and will also vary for each member over time, in particular as they approach retirement.

As a result, the Trustee believes that a range of investment options should be offered to members.

The Trustee believes it is in the best interests of members to offer a default strategy which manages the principal investment risks members face during their membership of the Scheme. The Default

Option is therefore a lifestyle strategy which the Trustee believes is broadly appropriate to the needs of a majority of the membership. Details on the reasons for the Scheme having the current Default Option, as well as the objectives of the Default Option, can be found in section 2.1.

Member benefit choices at retirement

Members potentially now have a choice at retirement of:

- Taking cash at retirement;
- Taking Uncrystallised Funds Pension Lump Sums ("UFPLS") for several years into retirement;
- Using Flexible Access Income Drawdown ("FAD") during their retirement; or
- Buying an annuity at retirement or several years into their retirement.

The Trustee has considered which of these flexibilities will be offered to members. Currently cash together with a single UFPLS in the early years of retirement will be provided within the Scheme, but members wanting to use FAD and perhaps buy an annuity at a later date need to transfer their DC Pot to an arrangement outside the Scheme.

The Trustee believes that members' choices of benefits at retirement will be strongly influenced by:

- The size of their DC Pot in the Scheme;
- The size of their deferred benefits from previous occupational pension schemes (especially defined benefits) and workplace group personal pension plans.
- Other sources of income including non-pension savings and partner's pension provision.

In practice, the Trustee can only reliably take the likely size of members' DC Pots in the Scheme into account. The Trustee believes that a typical member, without significant sources of income outside the Scheme, could be expected to act mostly as follows:

- Small pots – would be taken as cash or UFPLS over a few years in retirement.
- Medium sized pots – would be taken as UFPLS over several years in retirement or buy an annuity at retirement.
- Larger pots – would be taken as Cash at retirement and FAD during retirement, although some may use part of their DC Pot to buy an annuity at, or some years into, retirement.

The Trustee believes that it is in the best interests of members to have a default arrangement that targets the method by which the majority of members are expected to take retirement benefits. Currently the Trustee expects the majority of members will use their pot at retirement to access FAD and so the Default Option is designed to have a portfolio of assets at the point of retirement that maintains assets in return seeking assets.

5 Stewardship policies

The Trustee recognises that stewardship encompasses the exercise of voting rights, engagement by and with fund managers and the monitoring of compliance with agreed policies.

The Scheme offers members the Default Option and a choice of alternative Lifestyle Strategies and self-select funds. The Trustee's stewardship activities are focused on the Default Option which is used by the largest number of members and accounts for the majority of the Scheme's DC assets.

5.1 Members' financial interests

The Trustee has requested and expects that the investment managers have the financial interests of the members as their first priority when choosing investments.

5.2 Voting and Engagement

The Trustee believes that engagement with the companies in which the Scheme invests, including the proactive use of shareholder voting rights, can improve the longer-term returns on the Scheme's investments.

The Scheme invests via funds which are pooled with other investors to keep costs down and ensure adequate diversification. As a result, the Trustee has adopted a policy of delegating voting decisions on stocks to the underlying fund managers on the basis that voting power will be exercised by them with the objective of preserving and enhancing long-term shareholder value. The fund managers are expected to exercise the voting rights attached to individual investments in accordance with their own house policy.

Where relevant, the Trustee has reviewed the voting and engagement policies of the fund managers and determined that these policies are appropriate. On an annual basis, the Trustee will request that the fund managers provide details of any change in their house policy.

Where appropriate, the Trustee will engage with and may seek further information from fund managers on how portfolios may be affected by a particular issue.

The Trustee does not engage directly but believes it is sometimes appropriate for the fund managers to engage with key stakeholders which may include corporate management, regulators and governance bodies, relating to its investments in order to improve corporate behaviours, improve performance and mitigate financial risks. The Trustee will request, where appropriate and practicable, that the fund managers notify the Trustee of any issue on which it may be beneficial for the Trustee to undertake further engagement. The Trustee aims to review engagement activity undertaken by the fund managers as part of its broader monitoring activity.

6 Monitoring policies

6.1 Investment Performance

The Trustee regularly reviews the performance of each fund in which the Scheme invests against its stated performance objective. This will also include monitoring the levels of portfolio turnover in the event that significant under or out-performance occurs.

6.2 Default Option

The Trustee monitors the suitability of the objectives for the Default Option and the performance (after the deduction of charges) of the Default Option against these objectives at least every three years and without delay after any significant change in: (i) investment policy; or (ii) the demographic profile of the membership.

6.3 Alternative Lifestyle Strategies

The Trustee monitors the suitability of the objectives for the alternative Lifestyle Strategies and the performance (after the deduction of charges) of the alternative Lifestyle Strategies against these objectives at least every three years and without delay after any significant change in: (i) investment policy; or (ii) the demographic profile of the membership.

6.4 Charges

The charges for the investment options borne by members (expressed in terms of each fund's "Total Expense Ratio") are monitored by the Trustee annually to ensure that they represent "value for money" relative to the needs of the membership.

The Scheme is a qualifying scheme for auto-enrolment purposes. The Trustee regularly monitors the compliance of the Default Option with the charge cap introduced by the Pensions Act 2014, which applies from April 2015.

Details of the current charges are set out in Appendix 4 to this Statement.

6.5 Transaction costs

The Trustee will monitor the funds' transaction costs to ensure that they are reasonable and represent value for money to members.

6.6 Investment process

The Trustee monitors the processes whereby contributions in respect of members are invested in and money is disinvested from the investment options to pay benefits.

6.7 Voting

The Trustee regularly monitors and reviews the fund managers' records of exercising shareholder voting rights and engaging with equity and bond issuers on matters which may materially affect the value of investments.

The Trustee expects the fund managers to adhere to their stated voting and engagement policies, engage with companies where concerns are identified and to report on these issues on a regular basis. The Trustee requests and reviews reports from the fund managers on their voting and engagement activity in conjunction with their investment adviser on at least an annual basis. This information will be used as a basis for discussion with fund managers. The Trustee will also periodically review the fund managers' voting patterns and may also monitor voting on particular companies or issues affecting more than one company.

The Trustee reviews the fund managers' voting activity on an annual basis. Where the Trustee deems it appropriate, any issues of concern will be raised with the manager for further explanation.

The Trustee aims to meet with all fund managers on a regular basis. The Trustee will provide the fund managers with an agenda for discussion, including issues relating to individual holdings voting record and, where appropriate, ESG issues. Managers are challenged both directly by the Trustee and by their investment advisers on the impact of any significant issues including, where appropriate, ESG issues that may affect the prospects for return from the portfolio.

6.8 Chair's statement

The Chair's statement confirms the results of the monitoring during the preceding year. The first such statement was included in the Annual Report and Accounts for the year ending 31 December 2015

6.9 Implementation statement

The implementation statement confirms how the Trustee has adhered to the policies set out in this document during the preceding year. The first such statement was published to the Trustee's website for the year ending 31 December 2020.

7 Governance

7.1 Trustee's Powers

The Trustee will always act in the best interests of the members and will assess the suitability of different types of investments to meet the needs of members.

7.2 Responsibilities

The key responsibilities in connection with the governance of the Scheme are set out in Appendix 1.

7.3 Conflicts of interest

The Trustee maintains a register of interests of each of the Trustee Directors and their advisers. This register is reviewed at each Trustee meeting to ensure that any potential conflicts between stakeholders are identified in a timely manner and dealt with appropriately.

In the event of a conflict of interests, the Trustee will need to ensure that contributions for the Default Option are invested in the sole interests of members and beneficiaries.

The Trustee regularly monitors and reviews instances where the actions of the fund managers may be in conflict with the best interests of the Scheme's members.

7.4 Communication

The Trustee communicates regularly with all stakeholders to ensure that they are aware of the Trustee's responsibilities in relation to investment. This includes the following:

- Consulting the Principal Employer on the content of this Statement;
- Providing communications to Scheme members;
- Producing the Annual Report and Accounts which includes the Chair's statement;
- Producing the Implementation statement;
- Completing an annual return to the Pensions Regulator;
- Meeting regularly with the investment consultants, investment managers and the administrator;
- Providing a range of literature to assist members in making their investment decisions. In addition, members should be provided access to factsheets for each fund showing the latest asset allocation and past performance.

7.5 Service Providers

Details of the current service providers and investment managers to the Scheme are set out in Appendix 2 to this Statement.

7.6 Fees

Details of the current fees for the Scheme's service providers and funds are set out in Appendix 4 to this Statement.

8 Review of Statement

This Statement of Investment Principles was reviewed in March 2022.

Signed on behalf of the Trustee of the Scheme:

Name
B Duffin

Date
20 th June 2022

Name
K Davies

Date
20 June 2022

For the record

The Trustee obtains and considers proper advice from suitably experienced and qualified persons when choosing investments and preparing the Statement of Investment Principles.

Funds are chosen by the Trustee to give an expected level of return with an appropriate level of investment risk which meets the objectives of each default arrangement and other investment options.

The funds used at each stage of the default arrangement and the alternative lifestyle options are intended to deliver good member outcomes at retirement from an appropriate balance of investment growth relative to inflation and the then pertinent investment risks.

The DC Section of the Scheme invests through pooled investment vehicles considered appropriate for tax-exempt approved occupational pension schemes. The fund managers use a variety of different legal vehicles for their funds. The funds may invest in quoted and unquoted securities traded in regulated UK and overseas markets:

- Equities (company shares);
- Fixed interest and index-linked bonds issued by governments and companies;
- Cash and other short-term interest-bearing deposits;
- Commercial and residential property;
- Illiquid assets including infrastructure, forestry, private equity and private debt;
- Commodities through collective investment vehicles; and
- Derivatives to facilitate changes in where funds are invested or to help control investment risks.

Funds provided through a life insurance company must comply with the Financial Conduct Authority ("FCA") "Permitted Links" rules, which place limits on the degree of leverage a fund can use. Fund managers using other fund vehicles subject to the European "UCITS IV" and the FCA's "Non-UCITS" regulations have to meet requirements on the security and concentrations of assets. Exchange Traded Funds may be used directly or indirectly to gain access to less easily traded and illiquid asset classes.

Subject to the funds' benchmarks and guidelines, the fund managers are given full discretion over the choice of securities and, for multi-asset funds, choice of asset classes. Fund managers are expected to maintain well-diversified and suitably liquid portfolios of investments.

The Trustee considers that these types of investments are suitable for the DC Section of the Scheme. The Trustee is satisfied that the funds used by the DC Section of the Scheme provide adequate diversification both within and across different asset classes.

Appendix 1 - Responsibilities

Trustee

The Trustee's primary investment responsibilities:
Operating the Scheme in accordance with its Trust Deed and Rules.
Ensuring that the investment options are suitable for the DC Section of the Scheme's membership profile.
Preparation of the Statement of Investment Principles and reviewing the content of the Statement and modifying it if deemed appropriate, in consultation with the Principal Employer and the investment consultants.
Appointing investment consultants and other advisors as necessary for the good stewardship of the DC Section of the Scheme.
Appointing the investment managers who invest the Scheme's assets. Having taken advice from the DC Section of the Scheme's investment consultants, the Trustee is satisfied that the appointed investment managers have sufficient experience and expertise to carry out their role.
Assessing the performance, charges and processes of the investment managers by means of regular, but not less than annual, reviews of investment performance and other information, with the investment consultants.
Monitoring compliance of the investment arrangements with this Statement on a regular basis.
Preparing an annual Chair's statement and Implementation statement for inclusion in the Annual Report and Accounts.

Investment Consultants

The investment consultants' main responsibilities:
Assisting the Trustee in the preparation and annual review of this Statement in consultation with the Principal Employer.
Providing advice to the Trustee on default strategy, alternative lifestyle strategies and the self – select fund range.
Undertaking project work including reviews of investment strategy, investment performance and manager structure as required by the Trustee.
Providing general advice in respect of the Scheme investment activities in respect of the DC Section.
Providing views on the investment managers used by the DC Section of the Scheme and assists the Trustee in the selection and appointment of appropriate investment managers when necessary.
Providing training or education on any investment related matter as and when the Trustee sees fit.

Investment Managers

All day-to-day investment management decisions have been delegated to the Investment Managers authorised under the Financial Services & Markets Act 2000.

The investment managers' main responsibilities:
Ensuring that investment of the DC Section of the Scheme's assets is in compliance with prevailing legislation and within the constraints detailed in this Statement.
Investing in the funds selected by the Trustee.
Attending meetings with the Trustee as and when required.
Informing the Trustee of any changes in the internal performance objective and guidelines of any pooled fund used by the DC Section of the Scheme as and when they occur.
Exercising voting rights on share holdings in accordance with their general policy.
Following its general policy on socially responsible investment.

Administration

The administrator's main investment related responsibilities:
The prompt investment and reconciliation of contributions.
Undertaking switches between funds as required.
Operating the Default Option and alternative Lifestyle Strategies.
Maintaining records of the members' investments.
Realising investments to pay benefits.
Providing members with annual benefit statements.

Custodian

The custody arrangements are those operated by the investment managers for all clients investing in their funds. The custodians are responsible for ensuring the security of the Funds' underlying assets and recording sales and purchases of the Funds' underlying assets.

Employer

The Employer is responsible for paying the contributions and for providing support to the Trustee to help govern the Scheme.

Members

Members are responsible for choosing the investment options in which contributions are invested, consistent with their tolerance of risk, likely benefits at retirement and their level of understanding and ability to take investment decisions.

Appendix 2 – Service Providers

The Trustee has appointed the following service providers:

Service	Service provider
Investment consultancy	Hymans Robertson LLP
Investment management	The National Farmers Union Mutual Insurance Society Limited ("NFU Mutual"); Legal & General Investment Management Limited ("LGIM").
Custody	As appointed by the investment managers
Administration	Trafalgar House

Appendix 3 – Investment Options

Funds used in Default Option and Alternative Lifestyle Strategies

The following funds are used as part of the Default Option and Alternative Lifestyle Strategies.

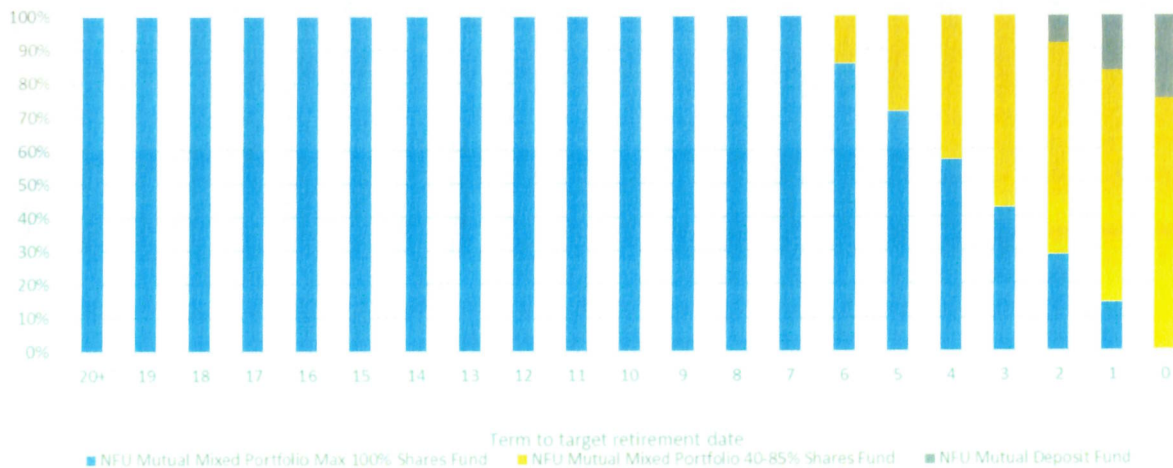
Fund name	Objective	Asset classes	Management style
NFU Mutual Mixed Portfolio Max 100% Shares Fund	Aims to achieve long-term growth. It invests in a combination of NFU Mutual's funds, to maintain a spread across different types of investment. This fund can invest up to 100% in equities.	Shares/ Property/ Cash/ Bonds	Active
NFU Mutual Mixed Portfolio 40 – 85% Shares Fund	Aims to achieve long-term growth. It invests in a combination of NFU Mutual's funds, to maintain a spread across different types of investment. This fund can invest up to 85% in equities.	Shares/ Property/ Cash/ Bonds	Active
NFU Mutual Deposit Fund ("Cash")	To invest in secure UK money market accounts for competitive rates of interest.	Cash	Active
L&G Over 15y Gilt Index Fund ("Gilts")	Invests in longer dated bonds issued by the UK Government. Aims to perform in line with the long dated gilt market.	Bonds	Passive

Default Option

Drawdown Lifestyle Strategy

This strategy is designed for members who are unlikely to buy an annuity at retirement and are more likely to draw down regular cash lump sums instead.

This strategy invests in the NFU Mutual Mixed Portfolio Max 100% Shares Fund with the aim of growing members' assets in real terms until 7 years before retirement. From 7 years to retirement, members' assets are gradually invested in the NFU Mutual Mixed Portfolio 40-85% Shares Fund with a 25% allocation to cash introduced in the final 3 years before a member's target retirement age. This has been designed assuming a member takes advantage of the 25% tax-free cash allowance at retirement, with the remaining 75% invested in a manner consistent with the investment strategy of a typical income drawdown portfolio (as much as this is possible).

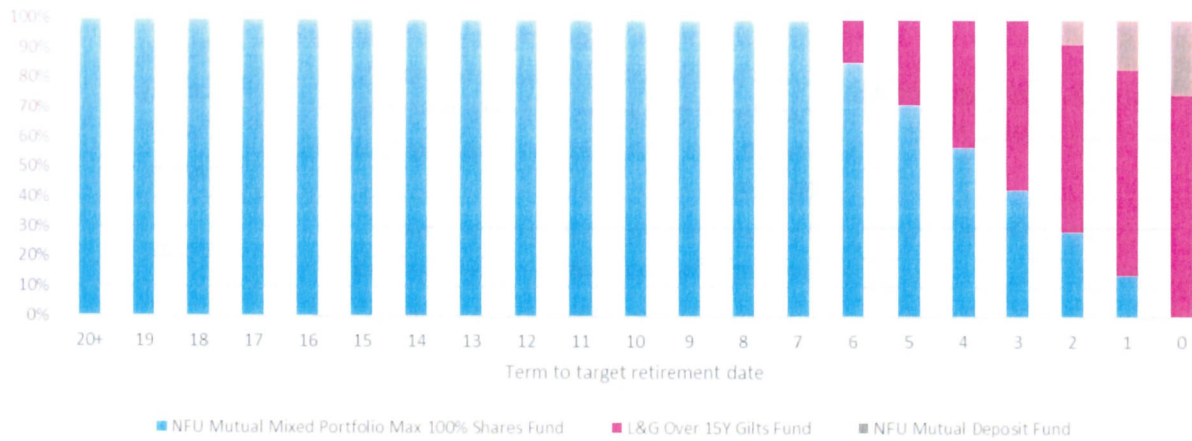


Retirement Portfolio Strategy

Annuity Purchase Lifestyle Strategy

This strategy is designed for members who are likely to buy an annuity at retirement.

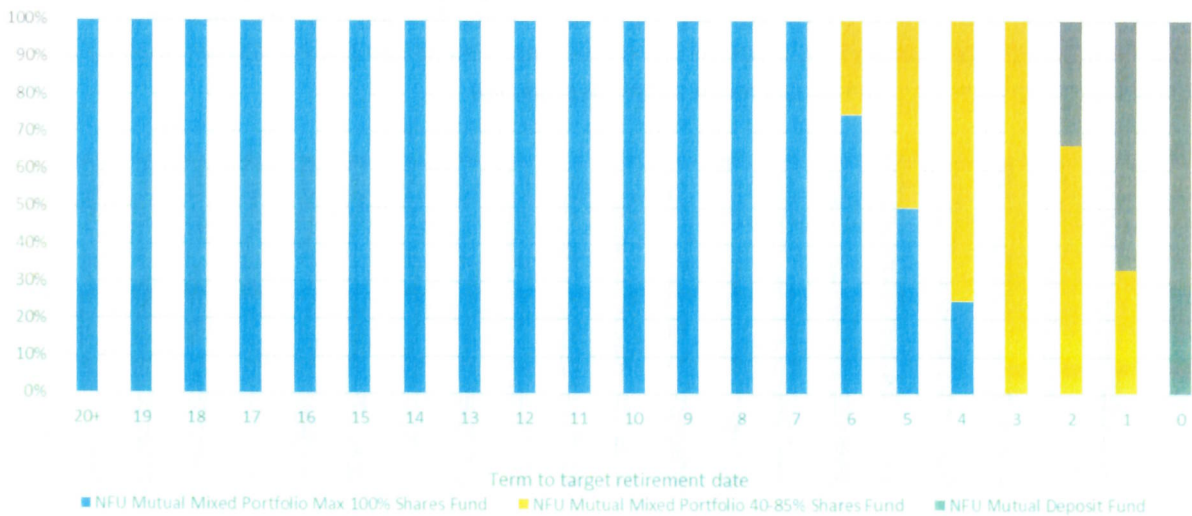
This strategy invests in the NFU Mutual Mixed Portfolio Max 100% Shares Fund until 7 years from a member's target retirement age. It then begins to de-risk gradually into a long-dated gilt fund and from 3 years from a member's target retirement age also de-risks into cash, so that at the point of retirement a members' assets are invested 75% in gilts and 25% in cash. This is designed assuming a member takes advantage of the 25% tax-free cash allowance at retirement, with the remaining 75% targeting the purchase of a fixed annuity at retirement (providing protection from annuity conversion risk in the run up to retirement).



Cash Lifestyle Strategy

This strategy is designed for members who will likely take their entire pot as cash at retirement.

This strategy invests in the NFU Mutual Mixed Portfolio Max 100% Shares Fund until 7 years before retirement. From 7 years before retirement members' assets are gradually moved to the NFU Mutual Mixed Portfolio 40-85% Shares Fund, then into 100% cash in the final 3 years before a member's target retirement age.



There are a number of legacy lifestyle strategies which are no longer available for members to select from. These include:

- Annuity Purchase Lifestyle Strategy (Pre 2022)
- Cash Lifestyle Strategy (Pre 2022)

Although these are no longer available as choices for members to select from, the underlying funds are considered in the context of the Trustee's overall governance of the investment arrangements.

Additional notes

Active members can select their own target retirement age for the Default Option and alternative Lifestyle Strategies, failing which the target age of the option defaults to age 60. Deferred members cannot select a target retirement age greater than age 60, and if they have become deferred after age 60, then their date of leaving is treated as their retirement date, and any lifestyle option is switched to the appropriate allocation at the next quarterly lifestyle date.

Members cannot invest concurrently in self-select funds and a lifestyle strategy or more than one lifestyle strategy.

Legacy DB Additional Voluntary Contributions (AVCs) arrangement

The Scheme has a legacy DB AVC arrangement. Prior to 31 December 2016, DB members who wished to pay AVCs into the DC Section of the Scheme were eligible to do so.

This was usually when DB members had exceeded the 15% contribution limit to the DB AVCs arrangements i.e. the Group or the Deposit AVC. In addition, DB members who transferred benefits into the Scheme from a previous arrangement would have had the transfer-in set up as a DC pot within the DC Section of the Scheme, rather than having had added years as a transfer-in arrangement "DB DC AVCs".

DB DC AVCs were invested in the same funds available to members in the DC Section of the Scheme i.e. the NFU Mutual funds and the L&G Funds.

This option ceased for DB members effective from 1 January 2017, when the DB Section closed to future accrual. From this date, all the DB AVC pots were closed and members had a new DC pot set up in the DC Section, to receive their ongoing regular contributions and DC AVCs.

Members are offered a choice of self-select investment funds across a range of asset classes and investment styles:

Fund name	Fund manager	Objective	Asset classes	Management style
Equity funds				
NFU Mutual UK Equity Fund	NFU Mutual	To provide long-term growth by investing in UK company stocks and shares.	Shares	Active
L&G UK Equity Index Fund	LGIM	To provide long-term growth by seeking to track the total return on the FTSE All Share Index.	Shares	Passive
L&G Global Equity 50:50 Index Fund	LGIM	To provide long-term growth by investing in UK and overseas company shares.	Shares	Passive
NFU Mutual International Fund	NFU Mutual	To provide long-term growth by investing in overseas shares.	Shares	Active
Multi-asset funds				
NFU Mutual Mixed Portfolio Max 100% Shares Fund	NFU Mutual	Aims to achieve long-term growth. It invests in a combination of NFU Mutual's funds, to maintain a spread across different types of investment. This fund can invest up to 100% in equities.	Shares/ Property/ Cash/ Bonds	Active
NFU Mutual Mixed Portfolio 40 – 85% Shares Fund	NFU Mutual	Aims to achieve long-term growth. It invests in a combination of NFU Mutual's funds, to maintain a spread across different types of investment. This fund can invest up to 85% in equities.	Shares/ Property/ Cash/ Bonds	Active
NFU Mutual Mixed Portfolio 20 – 60% Shares Fund	NFU Mutual	This fund will invest principally in other funds managed by NFU Mutual with the balance invested in third party funds with compatible objectives. This fund can invest up to 60% in equities.	Shares/ Property/ Cash/ Bonds	Active
Property funds				
NFU Mutual Property Fund	NFU Mutual	To aim for long-term growth through investment in property and/or property-related shares.	Property/ Property Shares	Active
Bond funds				
NFU Mutual Index-Linked Fund	NFU Mutual	Aims to provide a return from a portfolio investing mostly in index-linked Government or investment grade corporate index-linked securities.	Bonds	Active
L&G Over 15y Gilt Index Fund	LGIM	Invests in longer dated bonds issued by the UK Government. Aims to perform in line with the long dated gilt market.	Bonds	Passive
NFU Mutual Fixed Interest Fund	NFU Mutual	Aims to provide a return from a portfolio of bonds and other fixed and floating rate securities denominated mainly in sterling and issued by governments, government agencies, supranational and companies (including preference shares).	Bonds	Active

Fund name	Fund manager	Objective	Asset classes	Management style
Equity funds				
Cash funds				
NFU Mutual Deposit Fund	NFU Mutual	To invest in secure UK money market accounts for competitive rates of interest.	Cash	Active

Each of the funds offered by the Trustee as part of the Default Option, alternative Lifestyle Strategies and self-select range are managed in line with benchmarks set by the individual managers. The performance of the NFU Mutual funds is compared against ABI Sector benchmarks. The performance of the L&G funds is compared against the relevant market index.

Reverse switching

The Scheme operates reverse switching. If a member who is invested in the Default Option or one of the alternative Lifestyle Strategies decides to change their target retirement age, their investment strategy will automatically be amended in line with the new retirement date.

Appendix 4 – Fees and Charges

Investment Consultant

The Scheme's Investment Consultant is paid for on a fixed fee basis. The Trustee believes that this approach ensures that all advice is impartial and independent.

Investment Management

The investment managers apply the following charges for investing in the funds selected by the Trustee. The charges shown in the tables below are as at 31 December 2021 and have been provided by the NFU Mutual Investments Team (for NFU Mutual funds) and LGIM (for LGIM funds).

Default Option

Fund	Total Expense Ratio (TER)
NFU Mutual Mixed Portfolio Max 100% Shares Fund	0.35% p.a.
NFU Mutual Mixed Portfolio 40 – 85% Shares Fund	0.32% p.a.
NFU Mutual Deposit Fund	0.25% p.a.

The Trustee monitors the total charges of the funds used in the Default Option at quarterly reference points. The total charges borne by members in the Default Option over a rolling 12 month period comply with the charge cap. Members in the Default Option will see TERs range from 0.30% p.a. to 0.32% p.a.

Self-select fund range

Fund	Total Expense Ratio (TER)
NFU Mutual Mixed Portfolio Max 100% Shares Fund	0.35% p.a.
NFU Mutual Mixed Fund (40 – 85% Shares)	0.32% p.a.
NFU Mutual Mixed Portfolio 20 – 60% Shares Fund	0.36% p.a.
NFU Mutual UK Equity Fund	0.25% p.a.
L&G UK Equity Index Fund	0.18% p.a.
NFU Mutual International Fund	0.43% p.a.
L&G Global Equity 50:50 Index Fund Index Fund	0.22% p.a.
NFU Mutual Fixed Interest Fund	0.15% p.a.
L&G Over 15y Gilt Index Fund	0.11% p.a.
NFU Mutual Index-Linked Fund	0.15% p.a.
NFU Mutual Property Fund	0.35% p.a.
NFU Mutual Deposit Fund	0.25% p.a.

The charges for the investment options are borne by the members.

The charges for the routine administration of the Scheme are borne by the Employer.

The custodian charges are deducted from the funds before the funds' net asset values and unit prices are calculated.

The funds' total charges and transaction costs are monitored by the Trustee. The results of this monitoring are set out in the annual Chair's statement which is included in the Trustee's annual report and accounts.

Administration

The administration service provider is paid for on a fixed fee basis.

The administration costs are met by the Employer.

NFU Mutual Retirement Benefit Scheme
Annual Report for the year ended 31 December 2022

Appendix 2 – charges and transaction costs

2a Default arrangement

In this section we refer to the Drawdown Lifestyle Strategy (Pre 2022) as the default strategy available prior to the investment transition on 8 August 2022. We refer to the Drawdown Lifestyle Strategy as the default strategy available following the investment transition.

Drawdown Lifestyle Strategy

The charges for each fund used in the default Drawdown Lifestyle Strategy (as “Total Expense Ratios”) and transaction costs in the last year used were:

Fund	ISIN *	Charges **		Underlying Fund	Transaction costs	
		% p.a. of the amount invested	£ p.a. per £1,000 invested		% p.a. of the amount invested	£ p.a. per £1,000 invested
NFU Mutual Managed Plan Mixed Portfolio Max 100% Shares Fund	GB00BYXPCB84	0.34%	£3.40	<i>Top holdings:</i> UP International Fund UP Equity Fund UP Fixed-Interest Fund UP UK Smaller Companies Fund UP Deposit Fund UP Index-Linked Fund UP Property Fund	0.04%	£0.40
NFU Mutual Mixed Portfolio 40-85% Shares Fund	GB00BYXPBB77	0.32%	£3.20	<i>Top holdings:</i> UP International Fund UP Equity Fund UP Fixed-Interest Fund UP Deposit Fund UP Index-Linked Fund UP Property Fund	0.04%	£0.40
NFU Mutual Managed Plan Deposit Fund	GB00BYXPB392	0.25%	£2.50	N/A	0.00%	£0.00

Source: NFU Mutual Investments Team.

NFU Mutual Retirement Benefit Scheme

Annual Report for the year ended 31 December 2022

Drawdown Lifestyle Strategy (pre 2022)

The charges for each fund used in the default Drawdown Lifestyle Strategy (Pre 2022) (as "Total Expense Ratios") and transaction costs in the last year used were:

Fund	ISIN *	Charges **		Underlying Fund	Transaction costs	
		% p.a. of the amount invested	£ p.a. per £1,000 invested		% p.a. of the amount invested	£ p.a. per £1,000 invested
NFU Mutual Mixed Portfolio 40-85% Shares Fund	GB00BYXPBB77	0.32%	£3.20	<i>Top holdings:</i> UP International Fund UP Equity Fund UP Fixed-Interest Fund UP Deposit Fund UP Index-Linked Fund UP Property Fund	0.04%	£0.40
NFU Mutual Managed Plan Deposit Fund	GB00BYXPB392	0.25%	£2.50	N/A	0.00%	£0.00

Source: NFU Mutual Investments Team.

NFU Mutual Retirement Benefit Scheme

Annual Report for the year ended 31 December 2022

2b Lifestyle options outside the default arrangement

In this section we refer to the Annuity Purchase Lifestyle Strategy (Pre 2022) and the Cash Lifestyle Strategy (Pre 2022) as the alternative strategies available prior to the investment transition on 8 August 2022. We refer to the Annuity Purchase Lifestyle Strategy and the Cash Lifestyle Strategy as the alternative strategies available following the investment transition.

Annuity Lifestyle Strategy

The charges for each fund used in the Annuity Lifestyle Strategy (as "Total Expense Ratios") and transaction costs in the last year used were:

Fund	ISIN *	Charges **		Underlying Fund	Transaction costs	
		% p.a. of the amount invested	£ p.a. per £1,000 invested		% p.a. of the amount invested	£ p.a. per £1,000 invested
NFU Mutual Managed Plan Mixed Portfolio Max 100% Shares Fund	GB00BYXPCB84	0.34%	£3.40	<i>Top holdings:</i> UP International Fund UP Equity Fund UP Fixed-Interest Fund UP UK Smaller Companies Fund UP Deposit Fund UP Property Fund UP Index-Linked Fund	0.04%	£0.40
NFU Mutual Managed Plan Deposit Pn	GB00BYXPB392	0.25%	£2.50	N/A	0.00%	£0.00
L&G Over 15 year Gilt Index Fund	N/A	0.11%	£1.08	N/A	0.04%	£0.39

Source: NFU Mutual Investments Team and LGIM.

NFU Mutual Retirement Benefit Scheme
Annual Report for the year ended 31 December 2022

Annuity Lifestyle Strategy (pre 2022)

The charges for each fund used in the Annuity Lifestyle Strategy (Pre 2022) (as "Total Expense Ratios") and transaction costs in the last year used were:

Fund	ISIN *	Charges **		Underlying Fund	Transaction costs	
		% p.a. of the amount invested	£ p.a. per £1,000 invested		% p.a. of the amount invested	£ p.a. per £1,000 invested
NFU Mutual Mixed Portfolio 40-85% Shares Fund	GB00BYXPBB77	0.32%	£3.20	<i>Top holdings:</i> UP International Fund UP Equity Fund UP Fixed-Interest Fund UP Deposit Fund UP Index-Linked Fund UP Property Fund	0.04%	£0.40
NFU Mutual Managed Plan Deposit Fund	GB00BYXPB392	0.25%	£2.50	N/A	0.00%	£0.00
L&G Over 15 year Gilt Index Fund	N/A	0.11%	£1.10	N/A	0.19%	£1.90

Source: NFU Mutual Investments Team and LGIM.

NFU Mutual Retirement Benefit Scheme

Annual Report for the year ended 31 December 2022

Cash Lifestyle Strategy

The charges for each fund used in the Cash Lifestyle Strategy (as "Total Expense Ratios") and transaction costs in the last year used were:

Fund	ISIN *	Charges **		Underlying Fund	Transaction costs	
		% p.a. of the amount invested	£ p.a. per £1,000 invested		% p.a. of the amount invested	£ p.a. per £1,000 invested
NFU Mutual Managed Plan Mized Portfolio Max 100% Shares Fund	GB00BYXPCB84	0.34%	£3.40	<i>Top holdings:</i> UP International Fund UP Equity Fund UP Fixed-Interest Fund UP UK Smaller Companies Fund UP Deposit Fund UP Property Fund UP Index-Linked Fund	0.04%	£0.40
NFU Mutual Mixed Portfolio 40-85% Shares Fund	GB00BYXPBB77	0.32%	£3.20	<i>Top holdings:</i> UP International Fund UP Equity Fund UP Fixed-Interest Fund UP Deposit Fund UP Property Fund	0.04%	£0.40
NFU Mutual Managed Plan Deposit Fund	GB00BYXPB392	0.25%	£2.50	N/A	0.00%	£0.00

Source: NFU Mutual Investments Team.

NFU Mutual Retirement Benefit Scheme

Annual Report for the year ended 31 December 2022

Cash Lifestyle Strategy (Pre 2022)

The charges for each fund used in the Cash Lifestyle Strategy (Pre 2022) (as "Total Expense Ratios") and transaction costs in the last year used were:

Fund	ISIN *	Charges **		Underlying Fund	Transaction costs	
		% p.a. of the amount invested	£ p.a. per £1,000 invested		% p.a. of the amount invested	£ p.a. per £1,000 invested
NFU Mutual Mixed Portfolio 40-85% Shares Fund	GB00BYXPBB77	0.32%	£3.20	<i>Top holdings:</i> UP International Fund UP Equity Fund UP Fixed-Interest Fund UP Deposit Fund UP Property Fund	0.04%	£0.40
NFU Mutual Managed Plan Deposit Pn	GB00BYXPB392	0.25%	£2.50	N/A	0.00%	£0.00

Source: NFU Mutual Investments Team.

NFU Mutual Retirement Benefit Scheme
Annual Report for the year ended 31 December 2022

2c Self-select funds

The charges for the self-select funds (as "Total Expense Ratios") and transaction costs in the last year for the self-select funds used were:

Fund	ISIN *	Charges **		Underlying Fund ***	Transaction costs	
		% p.a. of the amount invested	£ p.a. per £1,000 invested		% p.a. of the amount invested	£ p.a. per £1,000 invested
NFU Mutual Managed Plan Deposit Fund	GB00BYXPB392	0.25%	£2.50	N/A	0.00%	£0.00
NFU Mutual Managed Plan Fixed Interest Fund	GB00BYXPB400	0.15%	£1.50	N/A	0.00%	£0.00
NFU Mutual Managed Plan Index-Linked Fund	GB00BYXPB731	0.15%	£1.50	N/A	0.00%	£0.00
NFU Mutual Managed Plan International Fund	GB00BYXPB848	0.42%	£4.20	N/A	0.01%	£0.10
NFU Mutual Managed Plan Mixed Portfolio 20-60% Shares Fund	GB00BYXPB954	0.38%	£3.80	<i>Top holdings:</i> NFU Mutual North America Equity Core Fund NFU Mutual Gilt and Corporate Bond I Fund NFU Mutual UK Equity Income I Fund NFU Mutual Corporate Bond Fund NFU Mutual UK Growth Inc Fund NFU Mutual Global Alpha Fund NFU Mutual Cash Plus 1 Fund	0.01%	£0.10

NFU Mutual Retirement Benefit Scheme
Annual Report for the year ended 31 December 2022

				NFU Mutual Global Regional Fund NFU Mutual UK Equity Core Fund Top holdings: UP International Fund UP Equity Fund UP Fixed-Interest Fund UP Deposit Fund UP Index-Linked Fund UP Property Fund		
NFU Mutual Managed Plan Mixed Portfolio 40-85% Shares Fund	GB00BYXPBB77	0.32%	£3.20	<i>Top holdings:</i> UP International Fund UP Equity Fund UP Fixed-Interest Fund UP Deposit Fund UP Property Fund UP Index-Linked Fund	0.04%	£0.40
NFU Mutual Managed Plan Mixed Portfolio Max 100% Shares Fund	GB00BYXPCB84	0.34%	£3.40	<i>Top holdings:</i> UP International Fund UP Equity Fund UP Fixed-Interest Fund UP UK Smaller Companies Fund UP Deposit Fund UP Property Fund UP Index-Linked Fund	0.04%	£0.40
NFU Mutual Managed Plan Property Fund	GB00BYXPBD91	0.35%	£3.50	N/A	0.07%	£0.70
NFU Mutual Managed Plan UK Equity Fund	GB00BYXPBF16	0.25%	£2.50	N/A	0.05%	£0.50
L&G UK Equity Index Fund	N/A	0.18%	£1.80	N/A	0.04%	£0.40

NFU Mutual Retirement Benefit Scheme

Annual Report for the year ended 31 December 2022

L&G Global Equity 50:50 Index Fund	N/A	0.22%	£2.20	N/A	0.05%	£0.50
L&G Over 15yr Index-Linked Gilts	N/A	0.11%	£1.10	N/A	0.19%	£1.90

Source: NFU Mutual Investments Team & LGIM

2d Additional Voluntary Contributions (AVCs) for members in the Defined Benefit (DB) Group AVC section

The funds' charges (as "Total Expense Ratios") and transaction costs in the last year for the AVC funds in the DB Group AVC section were:

Fund	ISIN *	Charges **		Underlying Fund ***	Transaction costs	
		% p.a. of the amount invested	£ p.a. per £1,000 invested		% p.a. of the amount invested	£ p.a. per £1,000 invested
NFU Mutual Mixed Portfolio 40 – 85% Shares Fund	GB0006188121	0.71%	£7.10	<i>Top holdings:</i> UP International Fund UP Equity Fund UP Fixed-Interest Fund UP Deposit Fund UP Property Fund	0.04%	£0.40
NFU Mutual UK Equity Pn Fund	GB0006188238	0.63%	£6.30	N/A	0.05%	£0.50
NFU Mutual International Pn Fund	GB0006188451	0.80%	£8.00	N/A	0.01%	£0.10
NFU Mutual Property Pn Fund	GB0006188675	0.63%	£6.30	N/A	0.07%	£0.70
NFU Mutual Index-Linked Pn Fund	GB0006188568	0.63%	£6.30	N/A	0.00%	£0.00
NFU Mutual Fixed Interest Pn Fund	GB0006188345	0.63%	£6.30	N/A	0.00%	£0.00
NFU Mutual Deposit Pn Fund	GB0006188782	0.38%	£3.80	N/A	0.00%	£0.00

Source: NFU Mutual Investments Team.

NFU Mutual Retirement Benefit Scheme

Annual Report for the year ended 31 December 2022

The Scheme also holds AVCs in the following funds:

Fund	ISIN *	Charges **		Underlying Fund ***	Transaction costs	
		% p.a. of the amount invested	£ p.a. per £1,000 invested		% p.a. of the amount invested	£ p.a. per £1,000 invested
DB Deposit AVC	N/A	0.00%	£0.00	N/A	N/A	N/A
NFU Mutual With Profits Series 2 Fund ¹	N/A	0.83%	£8.30	N/A	0.01%	£0.10

¹ The charges and transaction costs for With Profits Funds are deducted from the overall fund before bonus rates are set for all policyholders. As a result, it is not possible to determine the exact charges and costs borne by members.

Source: NFU Mutual Investments Team.

* ISIN = the International Securities Identification Number unique to each fund.

** Charge = the funds' Total Expense Ratio ("TER"), which includes the funds' Annual Management Charge ("AMC") and Operating Costs and Expenses ("OCE").

*** Underlying Fund = the fund in which the Scheme's top level Fund invests.

NFU Mutual Retirement Benefit Scheme
Annual Report for the year ended 31 December 2022

Appendix 3 - illustrations

Tables illustrating the impact of charges and costs

The following tables show the potential impact over time of the costs and charges borne by two typical members on projected values at retirement in today's money at several times up to retirement for a selection of funds and a range of contribution levels. These illustrations for the NFU Mutual Funds were produced by the NFU Mutual Investments Team. The illustrations for the Legal and General fund were produced by Hymans Robertson.

The following illustrations have been produced for the default arrangement, as well as a selection of funds, including the highest charging fund (the International Equities Fund) and the lowest charging fund (the L&G Over 15 Year Gilt Index Fund).

3a 4% employee contributions / 4% employer contributions

Years	Fund Choice									
	Drawdown Lifestyle Strategy		International Equities Fund		Property Fund		Deposit Fund		L&G Over 15 Year Gilt Index Fund	
	Before Charges	After all costs & charges deducted	Before Charges	After all costs & charges deducted	Before Charges	After all costs & charges deducted	Before Charges	After all costs & charges deducted	Before Charges	After all costs & charges deducted
1	£2,930	£2,930	£2,950	£2,940	£2,920	£2,910	£2,870	£2,860	£2,940	£2,930
3	£6,950	£6,910	£7,040	£6,980	£6,890	£6,840	£6,570	£6,540	£7,010	£6,960
5	£11,100	£11,000	£11,300	£11,200	£11,000	£10,800	£10,200	£10,100	£11,300	£11,100
10	£22,600	£22,200	£23,500	£22,900	£22,000	£21,500	£19,100	£18,800	£23,200	£22,700
15	£35,500	£34,600	£37,700	£36,400	£34,200	£33,000	£27,600	£27,100	£37,000	£35,800
20	£50,100	£48,400	£54,300	£51,700	£47,500	£45,400	£35,900	£35,000	£52,900	£50,700
25	£66,600	£63,700	£73,700	£69,300	£62,300	£58,800	£43,900	£42,500	£71,200	£67,500
30	£85,200	£80,600	£96,400	£89,400	£78,500	£73,200	£51,600	£49,700	£92,500	£86,600
35	£106,000	£99,500	£122,000	£112,000	£96,400	£88,800	£59,000	£56,500	£117,000	£108,000
40	£128,000	£119,000	£153,000	£138,000	£116,000	£105,000	£66,100	£63,000	£145,000	£132,000

NFU Mutual Retirement Benefit Scheme
Annual Report for the year ended 31 December 2022

3b 8% employee contributions / 12% employer contributions

Years	Fund Choice									
	Drawdown Lifestyle Strategy		International Equities Fund		Property Fund		Deposit Fund		L&G Over 15 Year Gilt Index Fund	
	Before Charges	After all costs & charges deducted	Before Charges	After all costs & charges deducted	Before Charges	After all costs & charges deducted	Before Charges	After all costs & charges deducted	Before Charges	After all costs & charges deducted
1	£5,800	£5,790	£5,830	£5,810	£5,780	£5,770	£5,690	£5,680	£5,820	£5,800
3	£15,700	£15,600	£15,900	£15,800	£15,600	£15,500	£14,900	£14,900	£15,800	£15,700
5	£26,200	£26,000	£26,700	£26,400	£25,800	£25,600	£24,100	£23,900	£26,500	£26,200
10	£54,600	£53,700	£56,800	£55,500	£53,300	£52,100	£46,400	£45,800	£56,000	£54,900
15	£86,700	£84,500	£91,900	£88,700	£83,500	£80,700	£67,800	£66,600	£90,200	£87,400
20	£122,000	£118,000	£133,000	£126,000	£116,000	£111,000	£88,500	£86,400	£129,000	£124,000
25	£163,000	£156,000	£181,000	£170,000	£153,000	£144,000	£108,000	£105,000	£175,000	£166,000
30	£209,000	£198,000	£237,000	£220,000	£193,000	£180,000	£127,000	£123,000	£227,000	£213,000
35	£261,000	£245,000	£302,000	£277,000	£238,000	£219,000	£146,000	£140,000	£288,000	£266,000
40	£316,000	294,000	£379,000	£342,000	£287,000	£261,000	£164,000	£156,000	£358,000	£327,000

1. Projected pension pot values are shown in today's terms and do not need to be reduced further for the effect of future inflation.
2. The starting pot size is assumed to be £1,000.
3. Inflation is assumed to be 2.5% each year.
4. The starting salary is assumed to be £23,860.
5. Contributions are assumed to increase in line with assumed earnings inflation of 2.5% each year.
6. Values are estimates and are not guaranteed.
7. The projected growth rate for each fund or arrangement are as follows:
 - NFU Mutual Mixed Portfolio 40-85% Shares fund: 2.5% above inflation
 - NFU Mutual International Equities fund: 3.3% above inflation
 - NFU Mutual Property Fund 2.0% above inflation
 - NFU Mutual Deposit Fund 0.8% below inflation
 - NFU Mutual Mixed Max 100% Shares Fund 3.0% above inflation
 - NFU Mutual UK Equities Fund 3.3% above inflation
 - L&G Over 15 Year Gilt Index Fund 0.8% below inflation
8. The figures for the Drawdown Lifestyle Strategy assume that Lifestyle switching occurs from year 37 onwards.

NFU Mutual Retirement Benefit Scheme

Annual Report for the year ended 31 December 2022

Appendix 4 – Investment Performance

The Trustee has obtained information on investment performance up to 20 years to 31 December 2022, or less if the Scheme started to invest in the funds less than 20 years to 31 December 2022. Benchmarking information is only available up until 5 years to 31 December 2022.

The age-based investment performance figures shown for members aged 25, 45, 55 and 65 are illustrative and calculated based on the funds that members would invest in at that point in the lifestyle journey and assuming this allocation had remained unchanged throughout the term invested. No figure is provided for a 25-year old as they would not have been invested 10 or 20 years prior to being aged 25.

Net performance for the NFU Mutual Managed Plan Mixed Max 100% Shares Fund and NFU Mutual Managed Plan Mixed Portfolio 20-60% Shares Fund is not available for the 10-year and 20-year periods as the Funds were launched on 1 July 2013. Net performance for the L&G Over 15 Year Gilt Index Fund is not available for the 20-year period as the Fund were launched on 1 July 2005. Where net performance was not available for this reason, it is marked as “not applicable” (n/a) in the tables below.

In this section we refer to the Drawdown Lifestyle Strategy (Pre 2022), Annuity Purchase Lifestyle Strategy (Pre 2022) and Cash Lifestyle Strategy (Pre 2022) as the lifestyle strategies available prior to the investment transition on 8 August 2022. We refer to the Drawdown Lifestyle Strategy, Annuity Purchase Lifestyle Strategy and Cash Lifestyle Strategy as the lifestyle strategies available following the investment transition.

Drawdown Lifestyle Strategy – current default arrangement

The investment performance of the funds used in the Drawdown Lifestyle Strategy up to 31 December 2022, net of all costs and charges, as well as transaction costs, and expressed as an annual geometric compound percentage were:

Fund	1 year		3 years		5 years		10 years	20 years
	Fund	Benchmark	Fund	Benchmark	Fund	Benchmark	Fund	Fund
NFU Mutual Managed Plan Mixed Max 100% Shares Fund	(9.33%)	(8.93%)	2.88%	2.87%	3.95%	3.34%	6.88%*	n/a
NFU Mutual Mixed Portfolio 40-85% Shares Fund	(9.78%)	(9.99%)	1.67%	1.33%	3.05%	2.47%	6.64%	7.33%
NFU Mutual Managed Plan Deposit Pn	1.12%	0.47%	0.52%	0.00%	0.51%	0.03%	0.34%	1.58%

Source: NFU Mutual Investments Team.

*This figure covers the period from 1 July 2013 to 31 December 2022 as the Fund launched on 1 July 2013.

NFU Mutual Retirement Benefit Scheme

Annual Report for the year ended 31 December 2022

The investment performance of the Drawdown Lifestyle Strategy according to member age was as below. No 10 or 20-year figure is provided for a 25-year-old as they would not have been invested 10 or 20 years prior to being aged 25. For members aged 45 or 55, there was an allocation to the NFU Mutual Managed Plan Mixed Max 100% Shares Fund, for which 10-year and 20-year performance figures were unavailable (as the Fund launched during the period). For members aged 65, the investment allocation would be between the NFU Mutual Mixed Portfolio 40-85% Shares Fund and the NFU Mutual Deposit Fund, for which 10-year and 20-year performance figures were available.

Member Age	1 year		3 years		5 years		10 years	20 years
	Fund	Benchmark	Fund	Benchmark	Fund	Benchmark	Fund	Fund
25	(9.33%)	(8.93%)	2.88%	2.87%	3.95%	3.34%	n/a	n/a
45	(9.33%)	(8.93%)	2.88%	2.87%	3.95%	3.34%	n/a	n/a
55	(9.33%)	(8.93%)	2.88%	2.87%	3.95%	3.34%	n/a	n/a
65	(7.06%)	(7.38%)	1.38%	1.00%	2.42%	1.86%	4.98%	5.89%

Source: NFU Mutual Investments Team.

Drawdown Lifestyle Strategy (Pre 2022) – current default arrangement

The investment performance of the funds used in the Drawdown Lifestyle Strategy (Pre 2022) up to 31 December 2022, net of all costs and charges, as well as transaction costs, and expressed as an annual geometric compound percentage were:

Fund	1 year		3 years		5 years		10 years	20 years
	Fund	Benchmark	Fund	Benchmark	Fund	Benchmark	Fund	Fund
NFU Mutual Mixed Portfolio 40-85% Shares Fund	(9.78%)	(9.99%)	1.67%	1.33%	3.05%	2.47%	6.64%	7.33%
NFU Mutual Managed Plan Deposit Pn	1.12%	0.47%	0.52%	0.00%	0.51%	0.03%	0.34%	1.58%

Source: NFU Mutual Investments Team.

NFU Mutual Retirement Benefit Scheme

Annual Report for the year ended 31 December 2022

The investment performance of the Drawdown Lifestyle Strategy (Pre 2022) according to member age was as below. No 10 or 20-year figure is provided for a 25-year-old as they would not have been invested 10 or 20 years prior to being aged 25:

Member Age	1 year		3 years		5 years		10 years	20 years
	Fund	Benchmark	Fund	Benchmark	Fund	Benchmark	Fund	Fund
25	(9.78%)	(9.99%)	1.67%	1.33%	3.05%	2.47%	n/a	n/a
45	(9.78%)	(9.99%)	1.67%	1.33%	3.05%	2.47%	6.64%	7.33%
55	(9.78%)	(9.99%)	1.67%	1.33%	3.05%	2.47%	6.64%	7.33%
65	(7.06%)	(7.38%)	1.38%	1.00%	2.42%	1.86%	5.07%	5.89%

Source: NFU Mutual Investments Team.

Other lifestyle strategies

The investment performance of the funds used in the other lifestyle strategies up to 31 December 2022, net of all costs and charges, as well as transaction costs, and expressed as an annual geometric compound percentage were:

Fund	1 year		3 years		5 years		10 years	20 years
	Fund	Benchmark	Fund	Benchmark	Fund	Benchmark	Fund	Fund
NFU Mutual Managed Plan Mixed Max 100% Shares Fund	(9.33%)	(8.93%)	2.88%	2.87%	3.95%	3.34%	6.88%*	n/a
NFU Mutual Mixed Portfolio 40-85% Shares Fund	(9.78%)	(9.99%)	1.67%	1.33%	3.05%	2.47%	6.64%	7.33%
NFU Mutual Managed Plan Deposit Pn	1.12%	0.47%	0.52%	0.00%	0.51%	0.03%	0.34%	1.58%
L&G Over 15 Year Gilt Index Fund	(40.12%)	(40.05%)	(14.25%)	(14.15%)	(6.70%)	(6.60%)	1.01%	4.39%**

Source: NFU Mutual Investments Team, Legal and General.

*This figure covers the period from 1 July 2013 to 31 December 2022 as the Fund launched on 1 July 2013.

**This figure covers the period from 1 July 2005 to 31 December 2022 as the Fund launched on 1 July 2005.

NFU Mutual Retirement Benefit Scheme

Annual Report for the year ended 31 December 2022

The investment performance of the Annuity Lifestyle Strategy according to member age was as below. No 10 or 20-year figure is provided for a 25-year-old as they would not have been invested 10 or 20 years prior to being aged 25. For members aged 45 or 55, there was an allocation to the NFU Mutual Managed Plan Mixed Max 100% Shares Fund, for which 10-year and 20-year performance figures were unavailable (as the Fund launched during the period). For members aged 65, there was an allocation to the L&G Over 15 Year Gilt Index Fund, for which 20-year performance figures were unavailable (as the Fund launched during the period).

Member Age	1 year		3 years		5 years		10 years	20 years
	Fund	Benchmark	Fund	Benchmark	Fund	Benchmark	Fund	Fund
25	(9.33%)	(8.93%)	2.88%	2.87%	3.95%	3.34%	n/a	n/a
45	(9.33%)	(8.93%)	2.88%	2.87%	3.95%	3.34%	n/a	n/a
55	(9.33%)	(8.93%)	2.88%	2.87%	3.95%	3.34%	n/a	n/a
65	(29.81%)	(29.92%)	(10.56%)	(10.61%)	(4.90%)	(4.94%)	0.84%	n/a

Source: NFU Mutual Investments Team, Legal and General.

The investment performance of the Annuity Lifestyle Strategy (Pre 2022) according to member age was as below. No 10 or 20-year figure is provided for a 25-year-old as they would not have been invested 10 or 20 years prior to being aged 25. For members aged 65, there was an allocation to the L&G Over 15 Year Gilt Index Fund, for which 20-year performance figures were unavailable (as the Fund launched during the period).

Member Age	1 year		3 years		5 years		10 years	20 years
	Fund	Benchmark	Fund	Benchmark	Fund	Benchmark	Fund	Fund
25	(9.78%)	(9.99%)	1.67%	1.33%	3.05%	2.47%	n/a	n/a
45	(9.78%)	(9.99%)	1.67%	1.33%	3.05%	2.47%	6.53%	7.33%
55	(9.78%)	(9.99%)	1.67%	1.33%	3.05%	2.47%	6.53%	7.33%
65	(29.81%)	(29.92%)	(10.56%)	(10.61%)	(4.90%)	(4.94%)	0.84%	n/a

Source: NFU Mutual Investments Team, Legal and General.

NFU Mutual Retirement Benefit Scheme

Annual Report for the year ended 31 December 2022

The investment performance of the Cash Lifestyle Strategy according to member age was as below. No 10 or 20-year figure is provided for a 25-year-old as they would not have been invested 10 or 20 years prior to being aged 25. For members aged 45 or 55, there was an allocation to the NFU Mutual Managed Plan Mixed Max 100% Shares Fund, for which 10-year and 20-year performance figures were unavailable (as the Fund launched during the period). For members aged 65, the investment allocation would be to the NFU Mutual Deposit Fund, for which 10-year and 20-year performance figures were available.

Member Age	1 year		3 years		5 years		10 years	20 years
	Fund	Benchmark	Fund	Benchmark	Fund	Benchmark	Fund	Fund
25	(9.33%)	(8.93%)	2.88%	2.87%	3.95%	3.34%	n/a	n/a
45	(9.33%)	(8.93%)	2.88%	2.87%	3.95%	3.34%	n/a	n/a
55	(9.33%)	(8.93%)	2.88%	2.87%	3.95%	3.34%	n/a	n/a
65	1.12%	0.47%	0.52%	0.00%	0.51%	0.03%	0.34%	1.58%

Source: NFU Mutual Investments Team, Legal and General.

The investment performance of the Cash Lifestyle Strategy (Pre 2022) according to member age was as below. No 10 or 20-year figure is provided for a 25-year-old as they would not have been invested 10 or 20 years prior to being aged 25.

Member Age	1 year		3 years		5 years		10 years	20 years
	Fund	Benchmark	Fund	Benchmark	Fund	Benchmark	Fund	Fund
25	(9.78%)	(9.99%)	1.67%	1.33%	3.05%	2.47%	n/a	n/a
45	(9.78%)	(9.99%)	1.67%	1.33%	3.05%	2.47%	6.64%	7.33%
55	(9.78%)	(9.99%)	1.67%	1.33%	3.05%	2.47%	6.64%	7.33%
65	1.12%	0.47%	0.52%	0.00%	0.51%	0.03%	0.34%	1.58%

Source: NFU Mutual Investments Team.

NFU Mutual Retirement Benefit Scheme

Annual Report for the year ended 31 December 2022

Other investment options

The investment performance of the funds used in the other investment options up to 31 December 2022, net of all costs and charges, as well as transaction costs, and expressed as an annual geometric compound percentage were:

Fund	1 year		3 years		5 years		10 years	20 years
	Fund	Benchmark	Fund	Benchmark	Fund	Benchmark	Fund	Fund
NFU Mutual Managed Plan Deposit Fund	1.12%	0.47%	0.52%	0.00%	0.51%	0.03%	0.34%	1.58%
NFU Mutual Managed Plan Fixed Interest Fund	(20.81%)	(21.56%)	(6.22%)	(6.98%)	(2.52%)	(3.17%)	1.17%	3.84%
NFU Mutual Managed Plan Index Linked Fund	(29.55%)	(36.08%)	(6.36%)	(9.74%)	(2.60%)	(5.12%)	2.36%	4.76%
NFU Mutual Managed Plan International Fund	(7.13%)	(9.06%)	6.53%	5.55%	5.86%	5.86%	10.21%	9.21%
NFU Mutual Managed Plan Mixed Portfolio 20-60% Shares Fund	(9.20%)	(10.84%)	(0.12%)	(0.87%)	1.28%	n/a	4.20%*	n/a
NFU Mutual Managed Plan Mixed Portfolio 40-85% Shares Fund	(9.78%)	(9.99%)	1.67%	1.33%	3.05%	2.47%	6.64%	7.33%
NFU Mutual Managed Plan Mixed Max 100% Shares Fund	(9.33%)	(8.93%)	2.88%	2.87%	3.95%	3.34%	6.88%*	n/a
NFU Mutual Managed Plan Property Fund	(27.64%)	(20.82%)	(8.02%)	(3.25%)	(1.02%)	0.87%	5.57%	6.11%
NFU Mutual Managed Plan UK Equity Fund	(10.06%)	(8.05%)	(0.16%)	(0.74%)	2.35%	0.85%	6.27%	7.57%
L&G UK Equity Index Fund	0.35%	0.34%	2.30%	2.30%	2.91%	2.92%	6.55%	7.66%
L&G Global Equity 50:50 Index Fund	(3.47%)	(3.39%)	4.72%	4.81%	4.98%	5.08%	8.88%	8.86%
L&G Over 15 Year Gilt Index Fund	(40.12%)	(40.05%)	(14.25%)	(14.15%)	(6.70%)	(6.60%)	1.01%	4.39%**

Source: NFU Mutual Investments Team, Legal and General.

*This figure covers the period from 1 July 2013 to 31 December 2022 as the Fund launched on 1 July 2013.

**This figure covers the period from 1 July 2005 to 31 December 2022 as the Fund launched on 1 July 2005.

NFU Mutual Retirement Benefit Scheme

Annual Report for the year ended 31 December 2022

Additional Voluntary Contributions (AVCs) for members in the defined contribution section

The investment performance of the AVC funds used in the DC section were as per the 'Other investment options' table above.

Additional Voluntary Contributions (AVCs) for members in the Defined Benefit (DB) Group AVC section

The investment performance of the funds used in the DB Group AVC section up to 31 December 2022, net of all costs and charges, as well as transaction costs, and expressed as an annual geometric compound percentage were:

Fund	1 year		3 years		5 years		10 years	20 years
	Fund	Benchmark	Fund	Benchmark	Fund	Benchmark	Fund	Fund
NFU Mutual Managed Plan Deposit Fund	0.73%	0.63%	0.17%	(0.04%)	0.16%	0.00%	0.08%	1.28%
NFU Mutual Managed Plan Fixed Interest Fund	(21.19%)	(21.56%)	(6.67%)	(6.98%)	(2.98%)	(3.17%)	0.69%	3.34%
NFU Mutual Managed Plan Index Linked Fund	(29.89%)	(36.08%)	(6.81%)	(9.74%)	(3.07%)	(5.12%)	1.88%	4.26%
NFU Mutual Managed Plan International Fund	(7.48%)	(9.06%)	6.13%	5.55%	5.46%	5.86%	9.79%	8.80%
NFU Mutual Managed Plan Mixed Portfolio 40-85% Shares Fund	(10.16%)	(9.99%)	1.28%	1.33%	2.65%	2.47%	6.23%	6.92%
NFU Mutual Managed Plan Property Fund	(27.84%)	(20.82%)	(8.28%)	(3.25%)	(1.29%)	0.87%	5.28%	5.82%
NFU Mutual Managed Plan UK Equity Fund	(10.40%)	(8.05%)	(0.54%)	(0.74%)	1.96%	0.85%	5.87%	7.17%
NFU Mutual Personal Pension With Profits Fund	-1.39%	n/a	3.97%	n/a	3.96%	n/a	7.21%	6.63%

Source: NFU Mutual Investments Team, Legal and General.